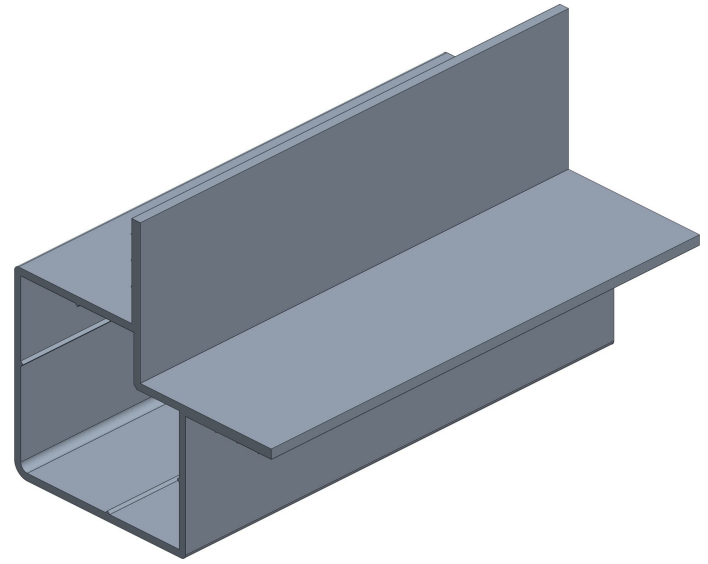
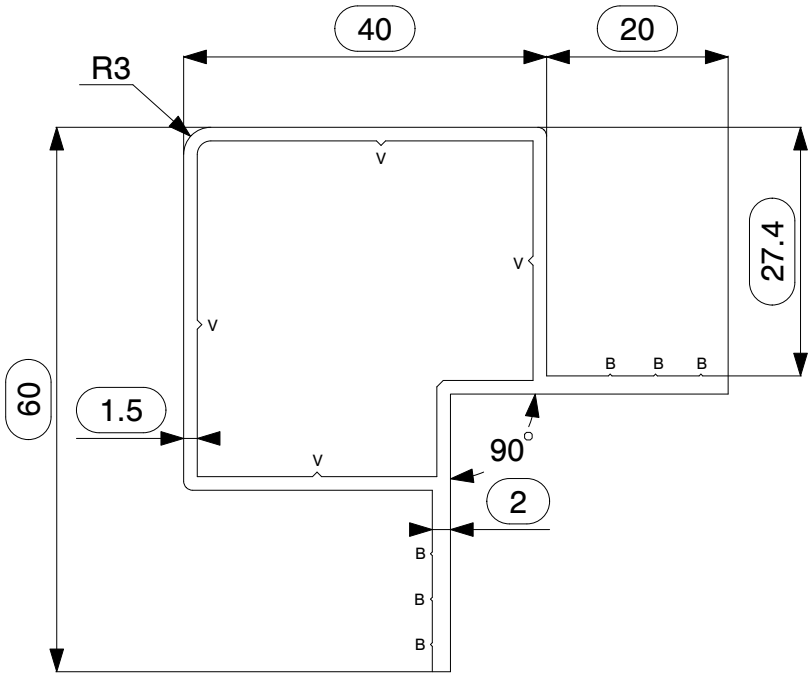



NOTE		
SL. NO.	NOTE	DESCRIPTION
1	<input type="checkbox"/>	INDICATES INSPECTION DIMENSION

REVISION HISTORY			
REV	DESCRIPTION	DATE	APPROVE



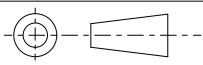
TOLERANCE #		APPROVALS		DATE
0.5 ~ < 10	±0.30	DRAWN	VISWA	29-01-2026
10 ~ < 25	±0.50	CHECKED	KALEEL	30-01-2026
25 ~ < 50	±0.70	APPROVED		
50 ~ < 100	±1.00	MATERIAL: EN AW 6063 - T6		
100 ~ < 150	±1.20	FINISH : MILL (Unless specified) Based on customer request on finish, below is applicable FOR ANODIZED : 5-10 MICRONS FOR POWDER COATED : 60-100 MICRONS		
THE MAXIMUM ALLOWABLE DEVIATION FOR ANY ANGLE IS ± 2°		PERIMETER: Ext : 238.84 mm AREA: 310.11 mm² Int : 148.59 mm		
TWIST ALONG THE LENGTH = 3 mm/M		CUT LENGTH: 6000 (±10) mm		
STRAIGHTNESS = 5 mm/M		WEIGHT RANGE : 0.816 - 0.846 Kg/m		
FLATNESS : 0.008 X WIDTH		ALL DIMENSIONS ARE IN mm (MILLIMETERS) UNTILL UNLESS SPECIFIED		
SCALE : 1:1				
CORNER & FILLET RADII : < 5 - ±0.5mm > 5 - ± 10%				



VIVANT SOLUTIONS
VIVANT SOLUTIONS PRIVATE LIMITED,
PLOT NO: 329, SIDCO THIRUMULLAIVOYAL,
CHENNAI, TAMILNADU, INDIA

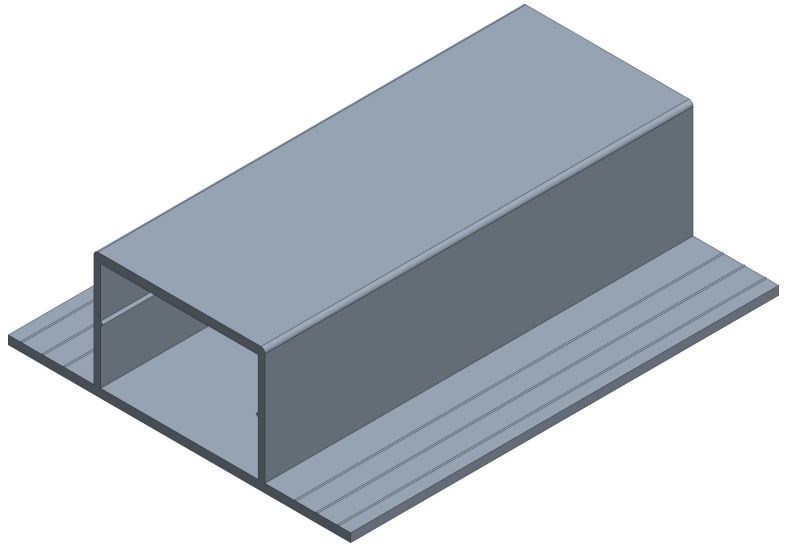
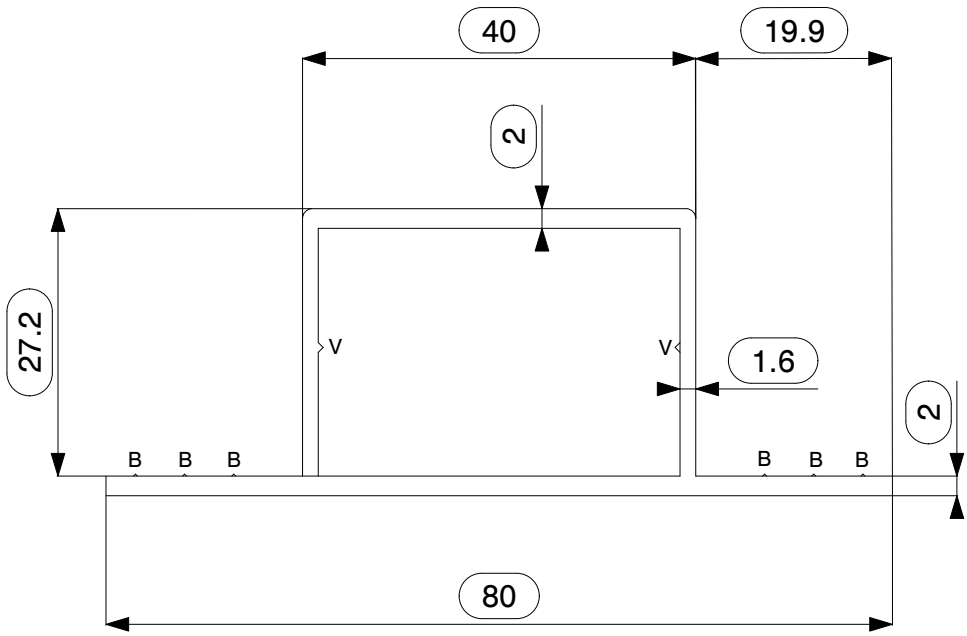
TITLE : NON THERMAL BREAK CORNER PROFILE FOR 40-25 SYSTEM

PART CODE : NTBLC-4025


THIRD ANGLE PROJECTION	SIZE : A4
	RIBS : V = 0.5 X 90° (4 PLACES) B = 0.2 X 90° (6 PLACES)
# REFERENCE STANDARDS - BSEN-755-9-2008	
REV : 0	

NOTE		
SL. NO.	NOTE	DESCRIPTION
1	<input type="checkbox"/>	INDICATES INSPECTION DIMENSION

REVISION HISTORY			
REV	DESCRIPTION	DATE	APPROVE



TOLERANCE #		APPROVALS		DATE
0.5 ~ < 10	±0.30	DRAWN	VISWA	23-09-2023
10 ~ < 25	±0.50	CHECKED	KALEEL	20-01-2026
25 ~ < 50	±0.70	APPROVED		
50 ~ < 100	±1.00	MATERIAL: EN AW 6063 - T6		
100 ~ < 150	±1.20	FINISH : MILL (Unless specified) Based on customer request on finish, below is applicable FOR ANODIZED : 5-10 MICRONS FOR POWDER COATED : 60-100 MICRONS		
THE MAXIMUM ALLOWABLE DEVIATION FOR ANY ANGLE IS ± 2°		PERIMETER: Ext :218.53 mm AREA: 320.86 mm² Int : 124.827 mm		
TWIST ALONG THE LENGTH = 3 mm/M		CUT LENGTH: 6000 (±10) mm		
STRAIGHTNESS = 5 mm/M		WEIGHT RANGE : 0.844 - 0.874 Kg/m		
FLATNESS : 0.008 X WIDTH		ALL DIMENSIONS ARE IN mm (MILLIMETERS) UNTILL UNLESS SPECIFIED		
SCALE : 1:1				
CORNER & FILLET RADII : <5 - ±0.5mm >5 - ± 10%				

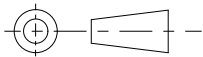


VIVANT[®]
SOLUTIONS

VIVANT SOLUTIONS PRIVATE LIMITED,
PLOT NO: 329, SIDCO THIRUMULLAIVOYAL,
CHENNAI, TAMILNADU, INDIA

TITLE : NON THERMAL BREAK OMEGA PROFILE FOR 40-25 SYSTEM

PART CODE : NTBALO-4025

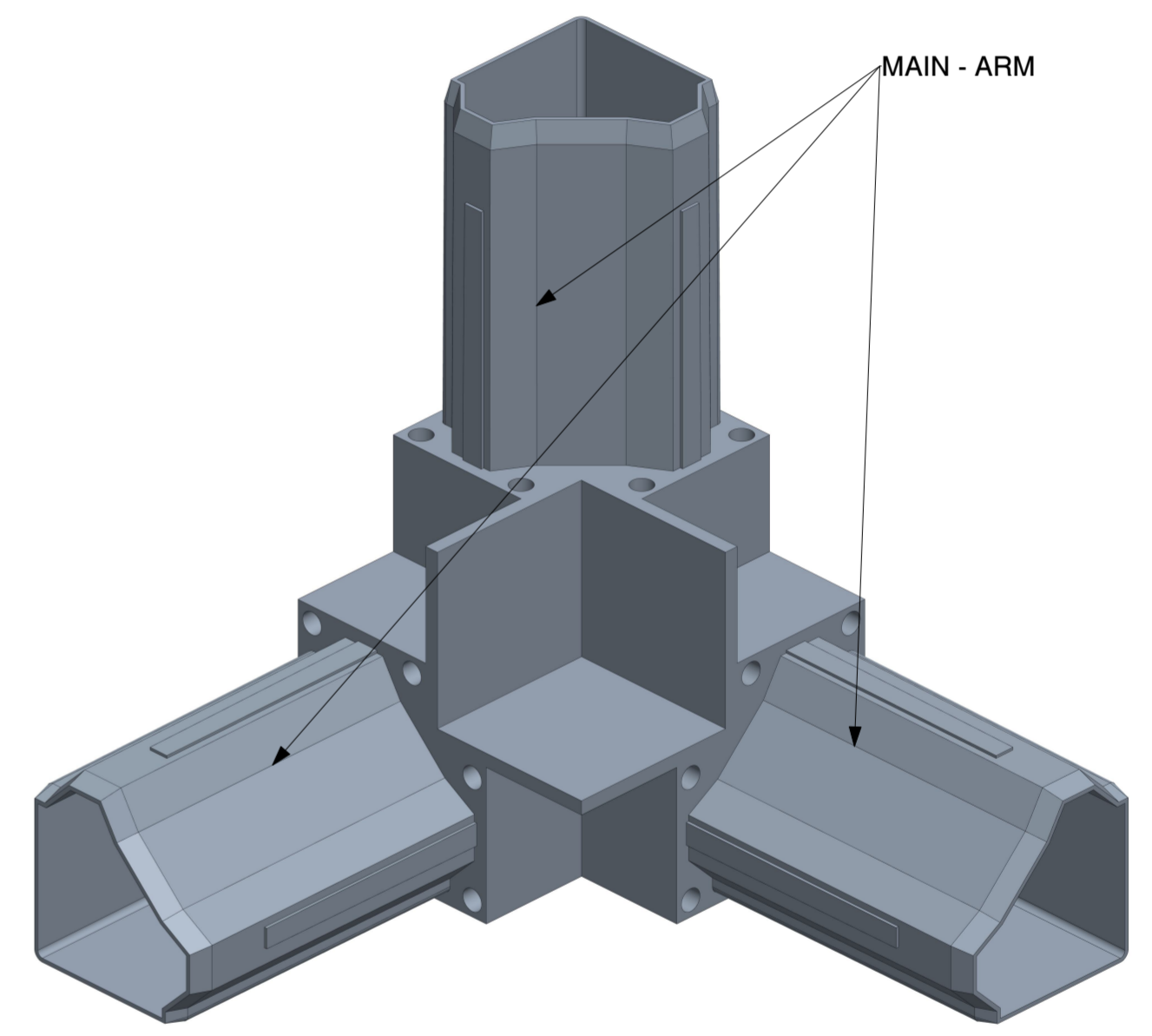
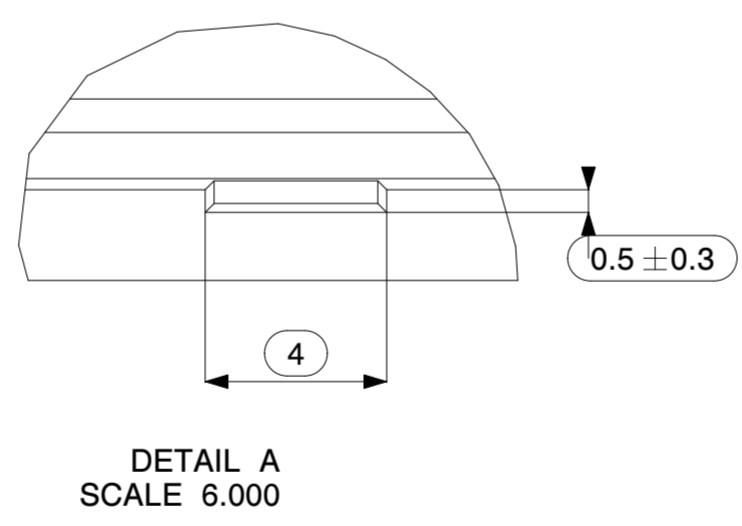
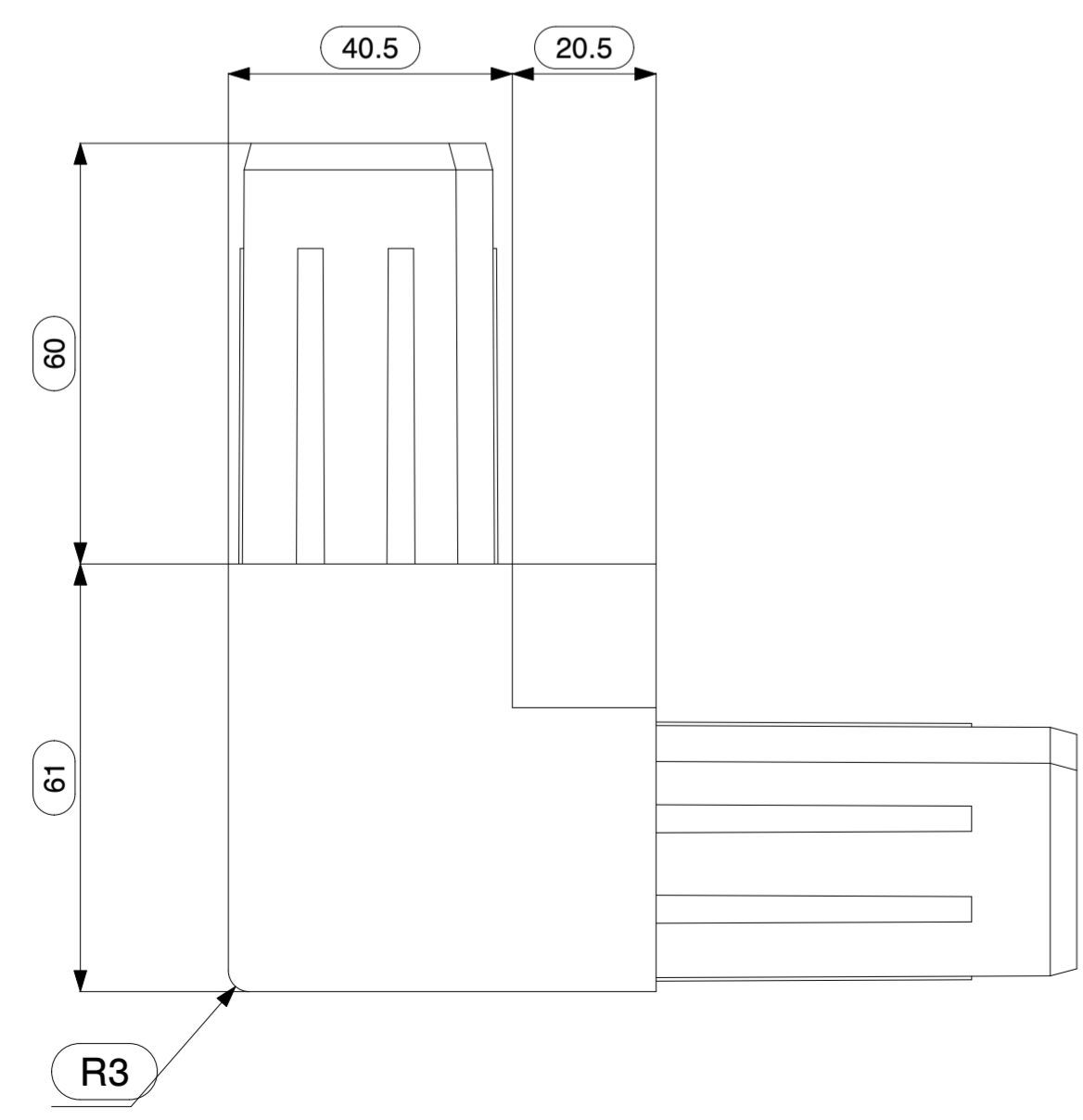
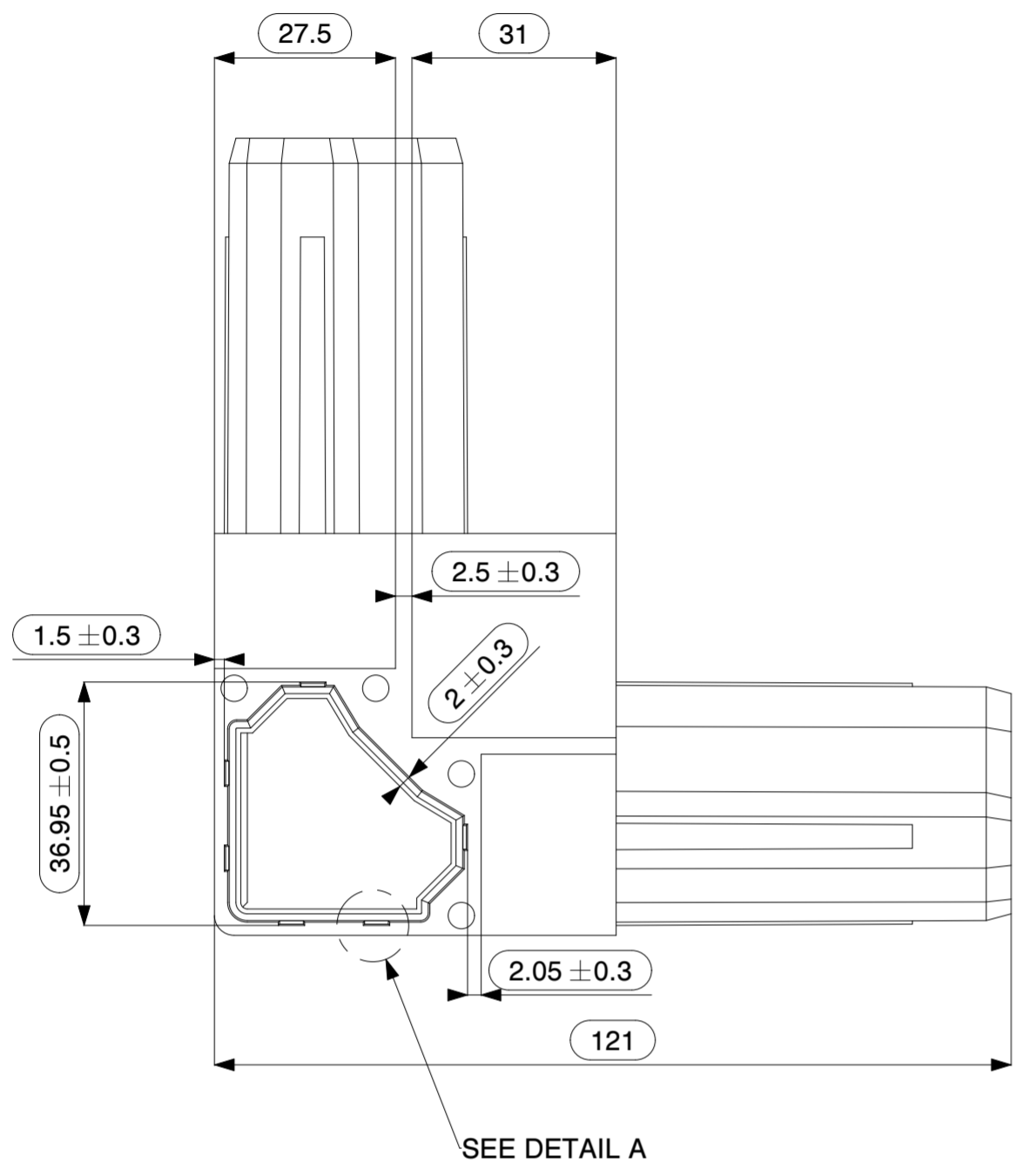
THIRD ANGLE PROJECTION	SIZE : A4
	RIBS : B = 0.2X90° (6 PLACES) V = 0.5X90° (2 PLACES)

REFERENCE STANDARDS - BSEN-755-9-2008 REV : 0

A B C D E F G H I

NOTE		
SL. NO.	NOTE	DESCRIPTION
1	□	INDICATES INSPECTION DIMENSION

REVISION HISTORY			
REV	DESCRIPTION	DATE	APPROVE



TOLERANCE #		APPROVALS		DATE
0.5 - < 11	± 0.30	DRAWN	SURYA	27-10-2023
11 - < 51	± 0.50	CHECKED	KALIL	20-01-2026
51 - < 80	± 0.70	APPROVED		
80 - < 120	± 1.00	MATERIAL: PA6 GF 30%		
> 120	± 1.20	WEIGHT RANGE : 141 -161grams		
-	-	COLOUR : BLACK		
-	-	THIRD ANGLE PROJECTION		
-	-			
-	-			
WARPAGE = ± 5 mm				
THE MAXIMUM ALLOWABLE DEVIATION FOR ANY ANGLE IS ± 2°		ALL DIMENSIONS ARE IN mm (MILLIMETERS)		

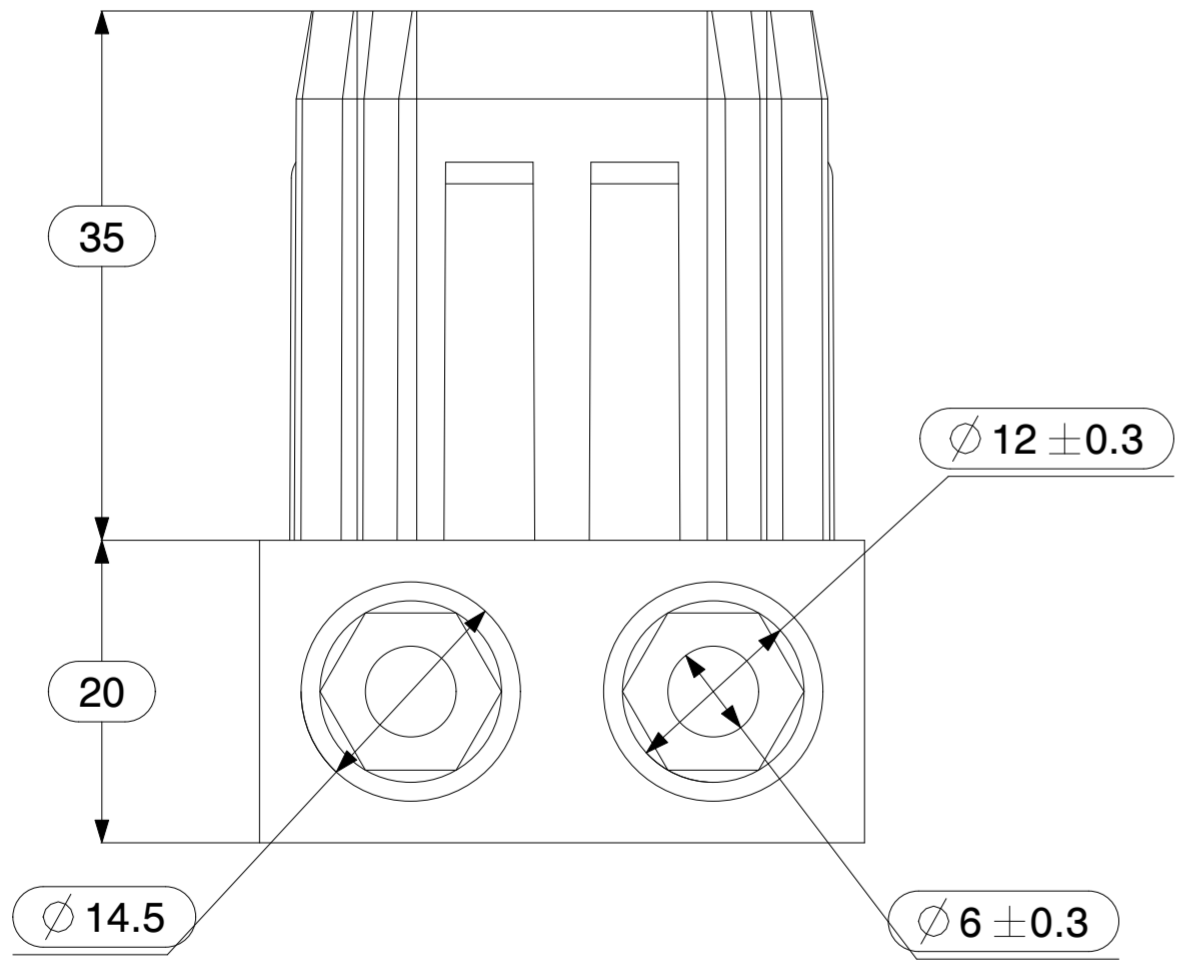
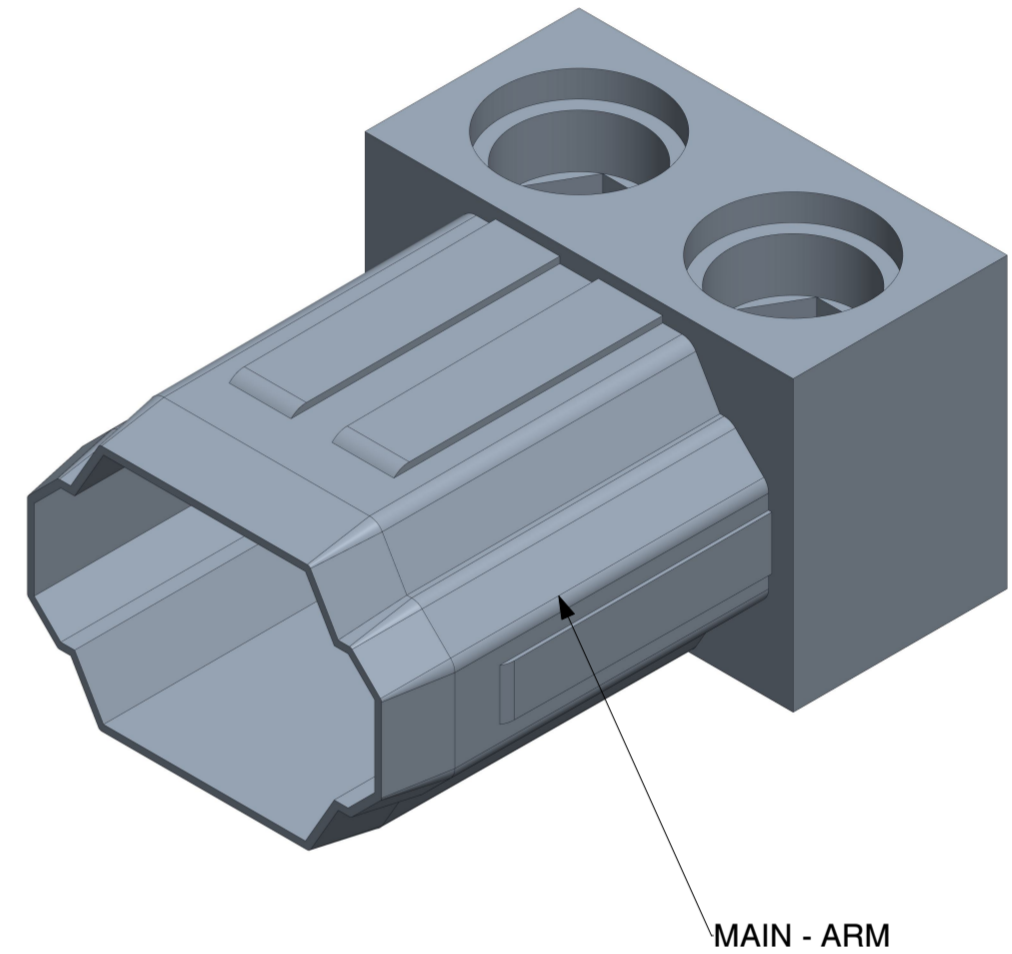
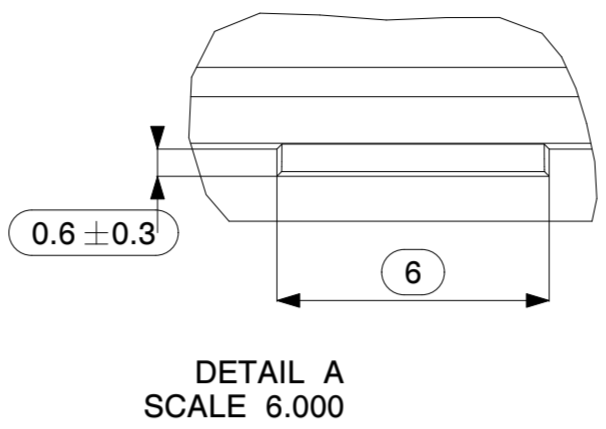
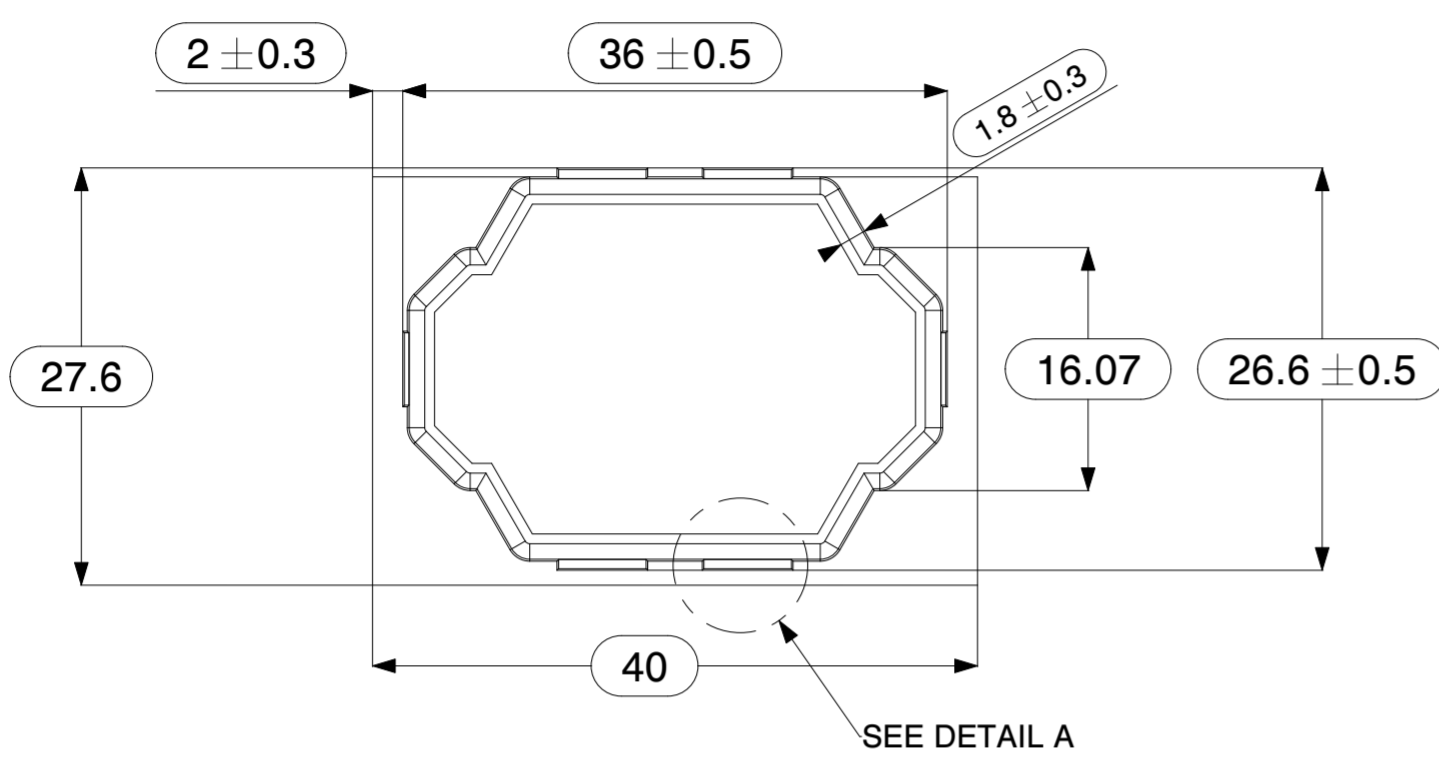
VIVANT SOLUTIONS
 VIVANT SOLUTIONS PRIVATE LIMITED,
 PLOT NO: 329, SIDCO THIRUMULLAIVOYAL,
 CHENNAI, TAMILNADU, INDIA

TITLE: 3 - WAY NON THERMAL BREAK NULON CORNER FOR 40-25 SYSTEM
PART NO : NTBNYC-40-25
FINISH : SHOT BLASTING

SIZE : A2 SCALE : 1:1, 6:1 REV : 0
 # REFERENCE STANDARDS : ISO 286 - IT 11

NOTE		
SL. NO.	NOTE	DESCRIPTION
1	□	INDICATES INSPECTION DIMENSION

REVISION HISTORY			
REV	DESCRIPTION	DATE	APPROVE



TOLERANCE #		APPROVALS		DATE
0.5 - < 11	± 0.30	DRAWN	SURYA	31-10-2023
11 - < 51	± 0.50	CHECKED	KALIL	20-01-2026
51 - < 80	± 0.70	APPROVED		
80 - < 120	± 1.00	MATERIAL: PA6 GF 30%		
> 120	± 1.20	WEIGHT RANGE : 14 - 34 grams		
-	-	COLOUR : BLACK		
-	-	THIRD ANGLE PROJECTION		
-	-			
-	-			
WARPAGE = ± 5 mm				
THE MAXIMUM ALLOWABLE DEVIATION FOR ANY ANGLE IS ± 2°		ALL DIMENSIONS ARE IN mm (MILLIMETERS)		

VIVANT SOLUTIONS
VIVANT SOLUTIONS PRIVATE LIMITED,
PLOT NO: 329, SIDCO THIRUMULLAIVOYAL,
CHENNAI, TAMILNADU, INDIA

TITLE: NON THERMAL BREAK NYLON OMEGA JOINT FOR 40-25 SYSTEM

PART NO: NTBNO-40-25

FINISH : SHOT BLASTING

SIZE : A2	SCALE : 2:1, 6:1	REV : 0
-----------	------------------	---------

REFERENCE STANDARDS : ISO 286 - IT 11

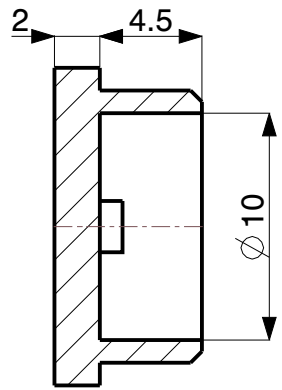
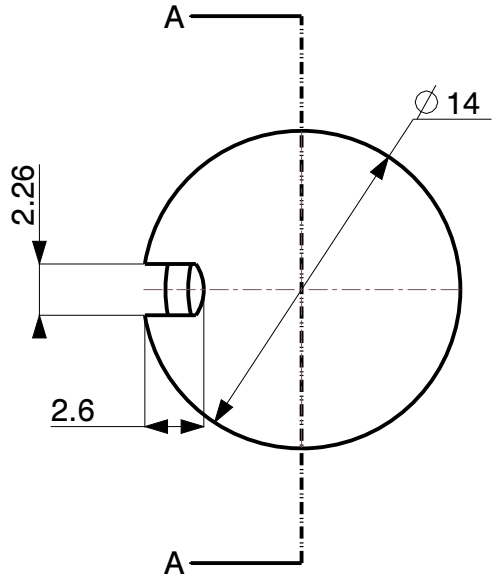
1
2
3
4
5
6
7
8
9
10
11
12
13

1
2
3
4
5
6
7
8
9
10
11
12
13

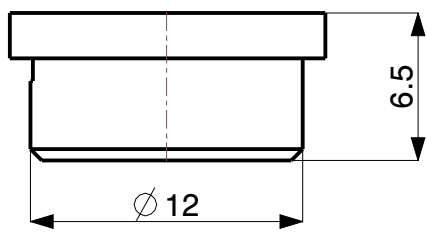
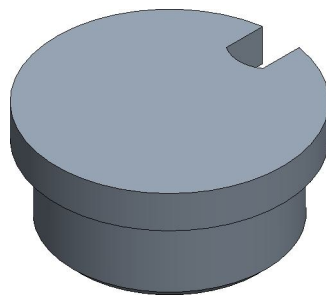
A B C D E F H I J K L M N O P Q R S T

MANUFACTURING NOTE		
SL. NO.	NOTE	DESCRIPTION
1	□	INDICATES INSPECTION DIMENSION

REVISION HISTORY			
REV	DESCRIPTION	DATE	APPROVE



SECTION A-A



TOLERANCE #		APPROVALS		DATE
0.5 - < 11	± 0.30	DRAWN	DHANASEKAR	02-04-2026
11 - < 51	± 0.50	CHECKED	VISWA	02-04-2026
51 - < 80	± 0.70	APPROVED	KALEEL	
80 - < 120	± 1.00	MATERIAL: PA6 GF 30%		
> 120	± 1.20	WEIGHT : 0.60 grams		
-	-	COLOUR : BLACK		
-	-	THIRD ANGLE PROJECTION		
-	-			
-	-			
-	-			
-	-			
WARPAGE = ± 5 mm				
THE MAXIMUM ALLOWABLE DEVIATION FOR ANY ANGLE IS ± 2°		ALL DIMENSIONS ARE IN mm (MILLIMETERS) UNTILL UNLESS SPECIFIED		

VIVANT SOLUTIONS
 VIVANT SOLUTIONS PRIVATE LIMITED,
 PLOT NO: 329, SIDCO THIRUMULLAIVOYAL,
 CHENNAI, TAMILNADU, INDIA

TITLE : NON THERMAL BREAK OMEGA JOINTER CAP FOR 40-25		
PART CODE : NTB-NYOJC-40-25		
FINISH : SHOT BLASTING		
SIZE : A4	SCALE : 3:1	REV : 0
# REFERENCE STANDARDS - ISO 286 - IT 13		

1
2
3
4
5
6

1
2
3
4
5
6

A B C D E F G H I