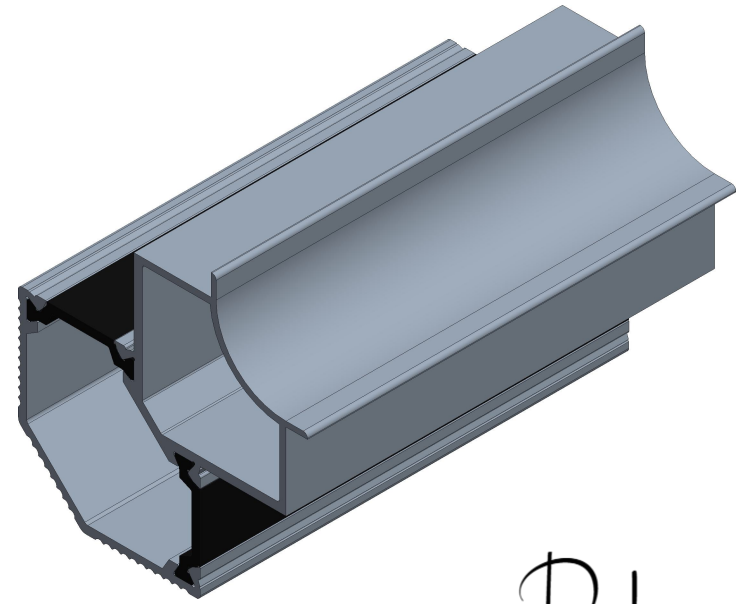
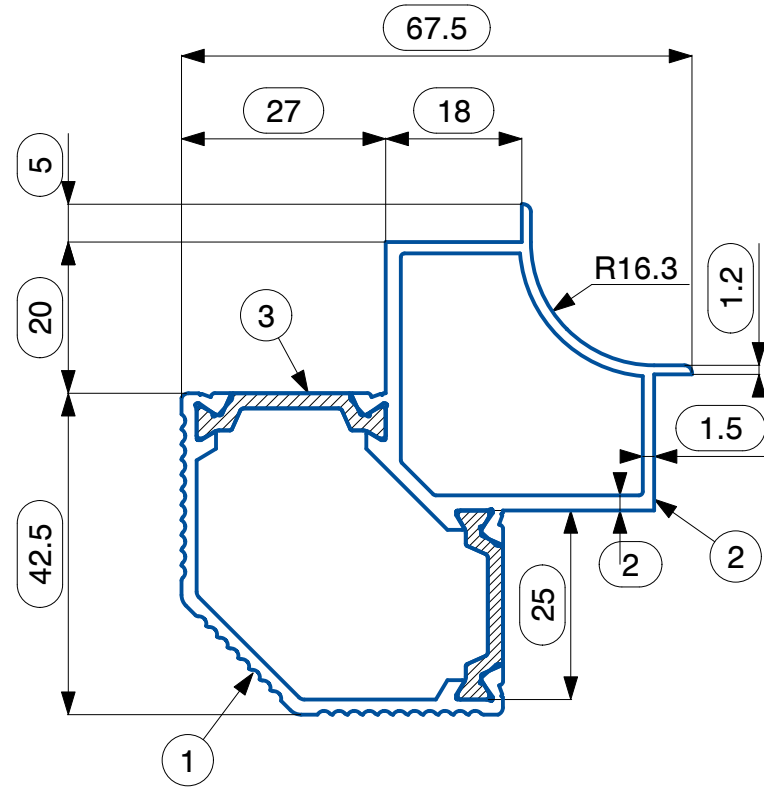


NOTE		
SL. NO.	NOTE	DESCRIPTION
1	□	INDICATES INSPECTION DIMENSION

REVISION HISTORY			
REV	DESCRIPTION	DATE	APPROVE



Rahman
CHECKED BY

Viswa

PREPARED BY

TOLERANCE #		APPROVALS		DATE
0.5 ~ < 10	±0.30	DRAWN	VISWA	27-01-2026
10 ~ < 25	±0.50	CHECKED	KALEEL	28-01-2026
25 ~ < 50	±0.70	APPROVED		
50 ~ < 100	±1.00	MATERIAL: EN AW 6063 - T6		
100 ~ < 150	±1.20	FINISH : MILL (Unless specified) Based on customer request on finish, below is applicable FOR ANODIZED : 5-10 MICRONS FOR POWDER COATED : 60-100 MICRONS		
THE MAXIMUM ALLOWABLE DEVIATION FOR ANY ANGLE IS ± 2°		PERIMETER: Ext : 232.39 mm AREA: 553.82 mm² Int : -		
TWIST ALONG THE LENGTH = 3 mm/M		CUT LENGTH: 6000 (±10) mm		
STRAIGHTNESS = 5 mm/M		WEIGHT RANGE : 1.15 - 1.45 Kg/m		
FLATNESS : 0.008 X WIDTH		ALL DIMENSIONS ARE IN mm (MILLIMETERS) UNTILL UNLESS SPECIFIED		
SCALE : 1:1				
CORNER & FILLET RADII : < 5 - ±0.5mm > 5 - ± 10%				



VIVANT SOLUTIONS PRIVATE LIMITED,
PLOT NO: 329, SIDCO THIRUMULLAIVOYAL,
CHENNAI, TAMILNADU, INDIA

TITLE : THERMAL BREAK CORNER PROFILE ASSEMBLY FOR 42-45-SR SYSTEM

PART CODE : TBALC-4245-SR

THIRD ANGLE PROJECTION

SIZE : A4



RIBS :
B = -

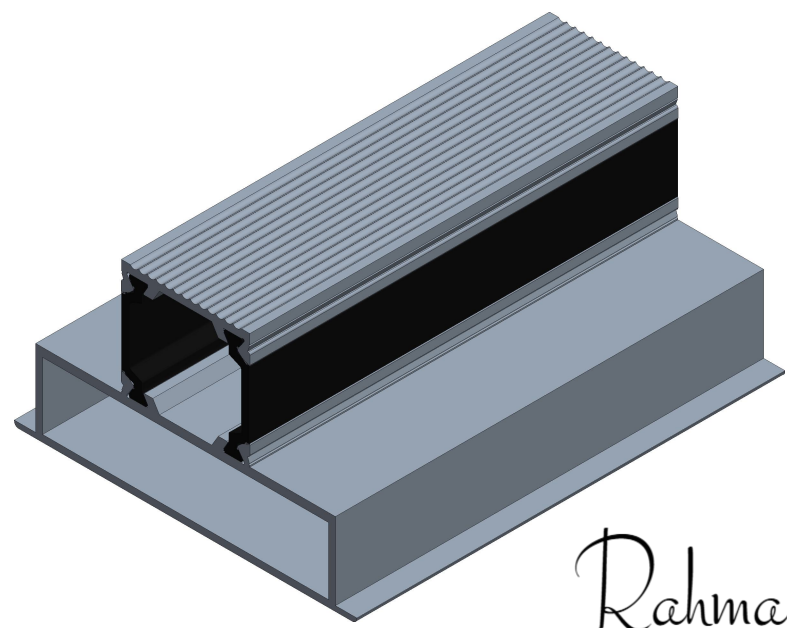
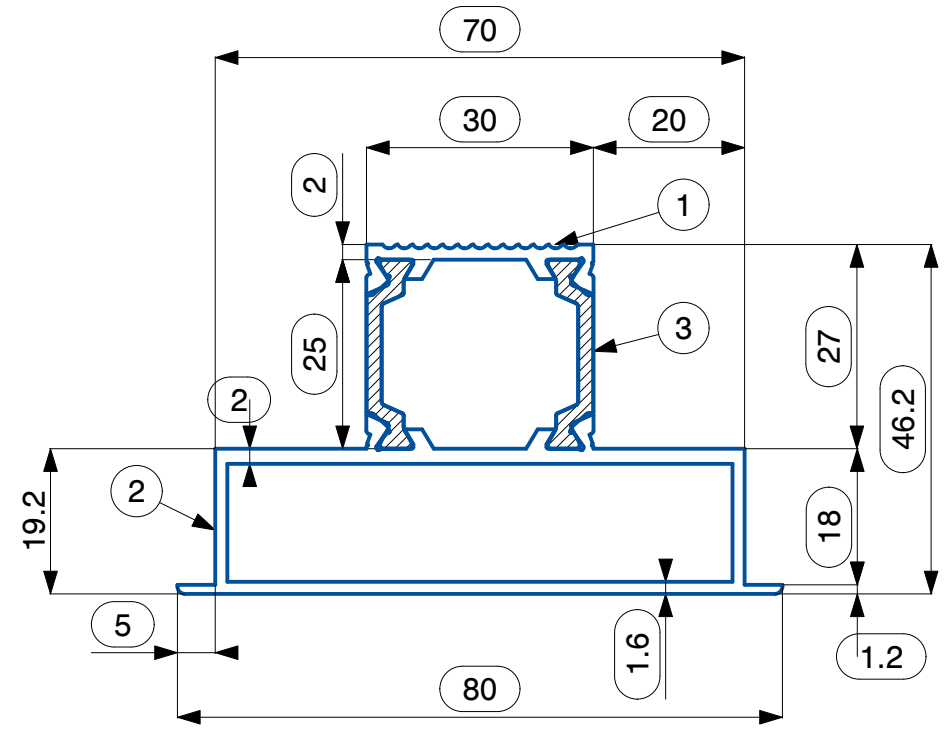
REFERENCE STANDARDS - BSEN-755-9-2008

REV : 0

SL. NO.	DESCRIPTION	PART NO.	CODE
3	42-45-SR THERMAL BREAK POLY 25-C	VSPL/AHU/1025	TBPL-25-C
2	42-45-SR THERMAL BREAK CORNER INNER	VSPL/AHU/5009	TBALCI-42-45-SR
1	42-45-SR THERMAL BREAK CORNER OUTER	VSPL/AHU/5012	TBALCO-42-45-SR
NAME	DESCRIPTION	PART NO.	CODE

NOTE		
SL. NO.	NOTE	DESCRIPTION
1	□	INDICATES INSPECTION DIMENSION

REVISION HISTORY			
REV	DESCRIPTION	DATE	APPROVE



Rahman
CHECKED BY

Viswa

PREPARED BY

TOLERANCE #		APPROVALS		DATE
0.5 ~ < 10	±0.30	DRAWN	VISWA	27-01-2026
10 ~ < 25	±0.50	CHECKED	KALEEL	28-01-2026
25 ~ < 50	±0.70	APPROVED		
50 ~ < 100	±1.00	MATERIAL: EN AW 6063 - T6		
100 ~ < 150	±1.20	FINISH : MILL (Unless specified) Based on customer request on finish, below is applicable FOR ANODIZED : 5-10 MICRONS FOR POWDER COATED : 60-100 MICRONS		
THE MAXIMUM ALLOWABLE DEVIATION FOR ANY ANGLE IS ± 2°		PERIMETER: Ext : 225.49 mm Int : -		
TWIST ALONG THE LENGTH = 3 mm/M		AREA: 555.75 mm²		
STRAIGHTNESS = 5 mm/M		CUT LENGTH: 6000 (±10) mm		
FLATNESS : 0.008 X WIDTH		WEIGHT RANGE : 1.15 - 1.45 Kg/m		
SCALE : 1:1		ALL DIMENSIONS ARE IN mm (MILLIMETERS) UNTILL UNLESS SPECIFIED		
CORNER & FILLET RADII : < 5 - ±0.5mm > 5 - ± 10%		# REFERENCE STANDARDS - BSEN-755-9-2008		



VIVANT SOLUTIONS PRIVATE LIMITED,
PLOT NO: 329, SIDCO THIRUMULLAIVOYAL,
CHENNAI, TAMILNADU, INDIA

TITLE : THERMAL BREAL OMEGA PROFILE ASSEMBLY FOR 4245-SR SYSTEM

PART CODE : TBALO-42-45-SR

THIRD ANGLE PROJECTION

SIZE : A4



RIBS :
B = -

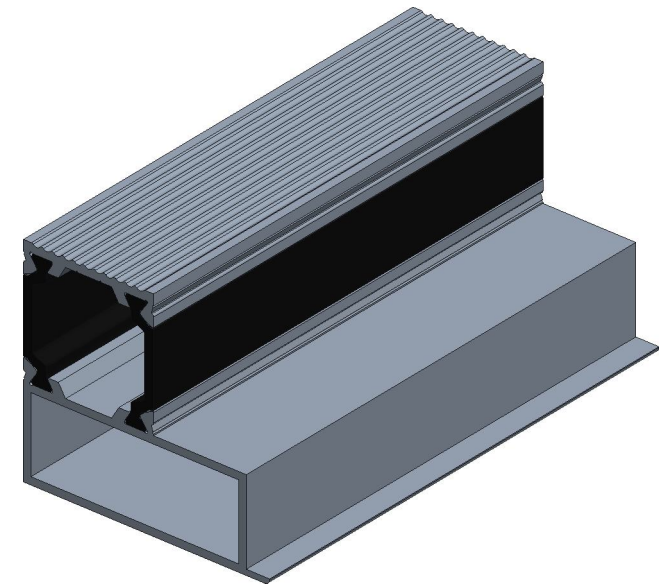
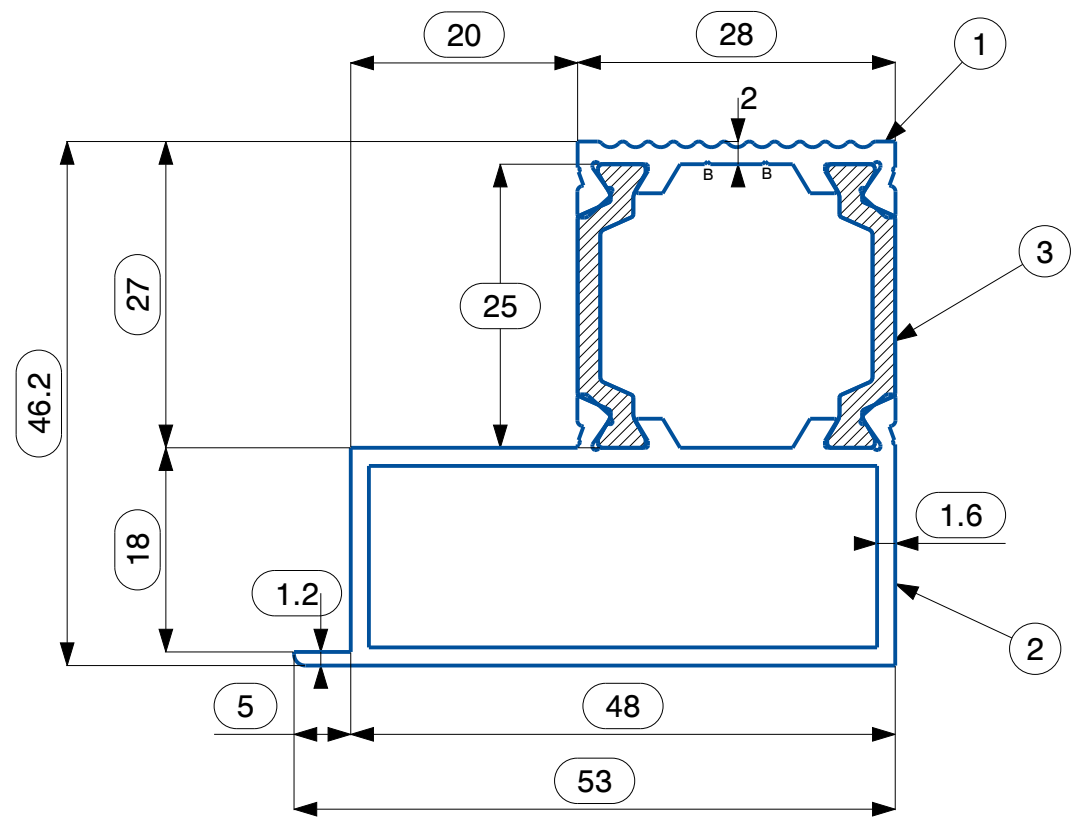
REFERENCE STANDARDS - BSEN-755-9-2008

REV : 0


NAME	DESCRIPTION	PART NO.	CODE
3	42-45-SR THERMAL BREAK POLY 25-C	VSPL/AHU/1025	TBPL-25-C
2	42-45-SR THERMAL BREAK OMEGA INNER	VSPL/AHU/5011	TBALOI-42-45-SR
1	42-45-SR THERMAL BREAK OMEGA OUTER	VSPL/AHU/5013	TBAOO-42-45-SR

NOTE		
SL. NO.	NOTE	DESCRIPTION
1	☐	INDICATES INSPECTION DIMENSION

REVISION HISTORY			
REV	DESCRIPTION	DATE	APPROVE




TOLERANCE #		APPROVALS		DATE
0.5 ~ < 10	±0.30	DRAWN	VISWA	27-01-2026
10 ~ < 25	±0.50	CHECKED	KALEEL	28-01-2026
25 ~ < 50	±0.70	APPROVED		
50 ~ < 100	±1.00	MATERIAL: EN AW 6063 - T6		
100 ~ < 150	±1.20	FINISH : MILL (Unless specified) Based on customer request on finish, below is applicable FOR ANODIZED : 5-10 MICRONS FOR POWDER COATED : 60-100 MICRONS		
THE MAXIMUM ALLOWABLE DEVIATION FOR ANY ANGLE IS ± 2°		PERIMETER: Ext : 170.86 mm AREA: 451.35 mm² Int : -		
TWIST ALONG THE LENGTH = 3 mm/M		FLATNESS : 0.008 X WIDTH		
STRAIGHTNESS = 5 mm/M		CUT LENGTH: 6000 (±10) mm		
SCALE : 1:1		WEIGHT RANGE : 0.880 - 1.180 Kg/m		
CORNER & FILLET RADII : < 5 - ±0.5mm > 5 - ± 10%		ALL DIMENSIONS ARE IN mm (MILLIMETERS) UNTILL UNLESS SPECIFIED		



VIVANT SOLUTIONS
VIVANT SOLUTIONS PRIVATE LIMITED,
PLOT NO: 329, SIDCO THIRUMULLAIVOYAL,
CHENNAI, TAMILNADU, INDIA

TITLE : THERMAL BREAK SECTION JOINING PROFILE ASSEMBLY FOR 42-45-SR SYSTEM

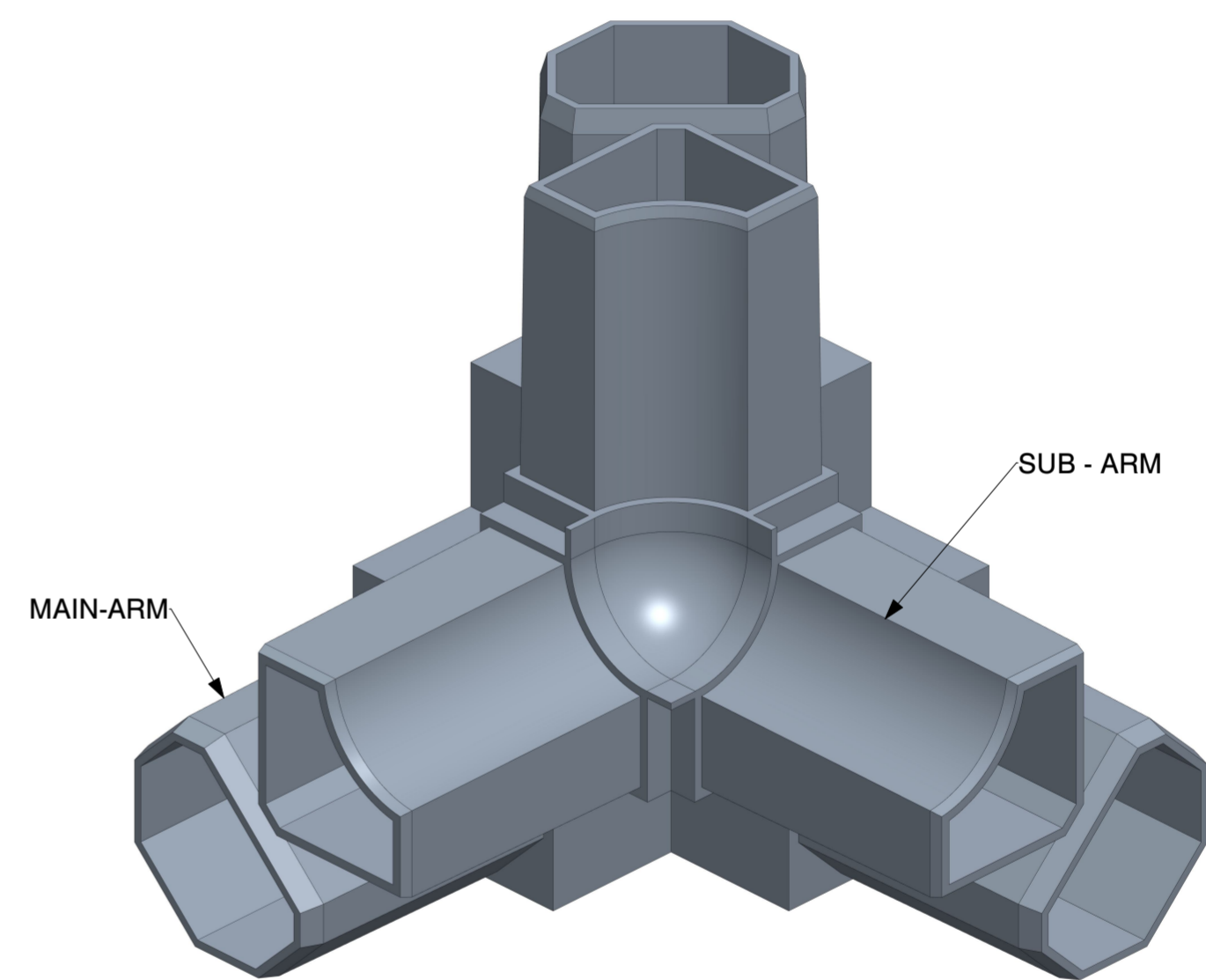
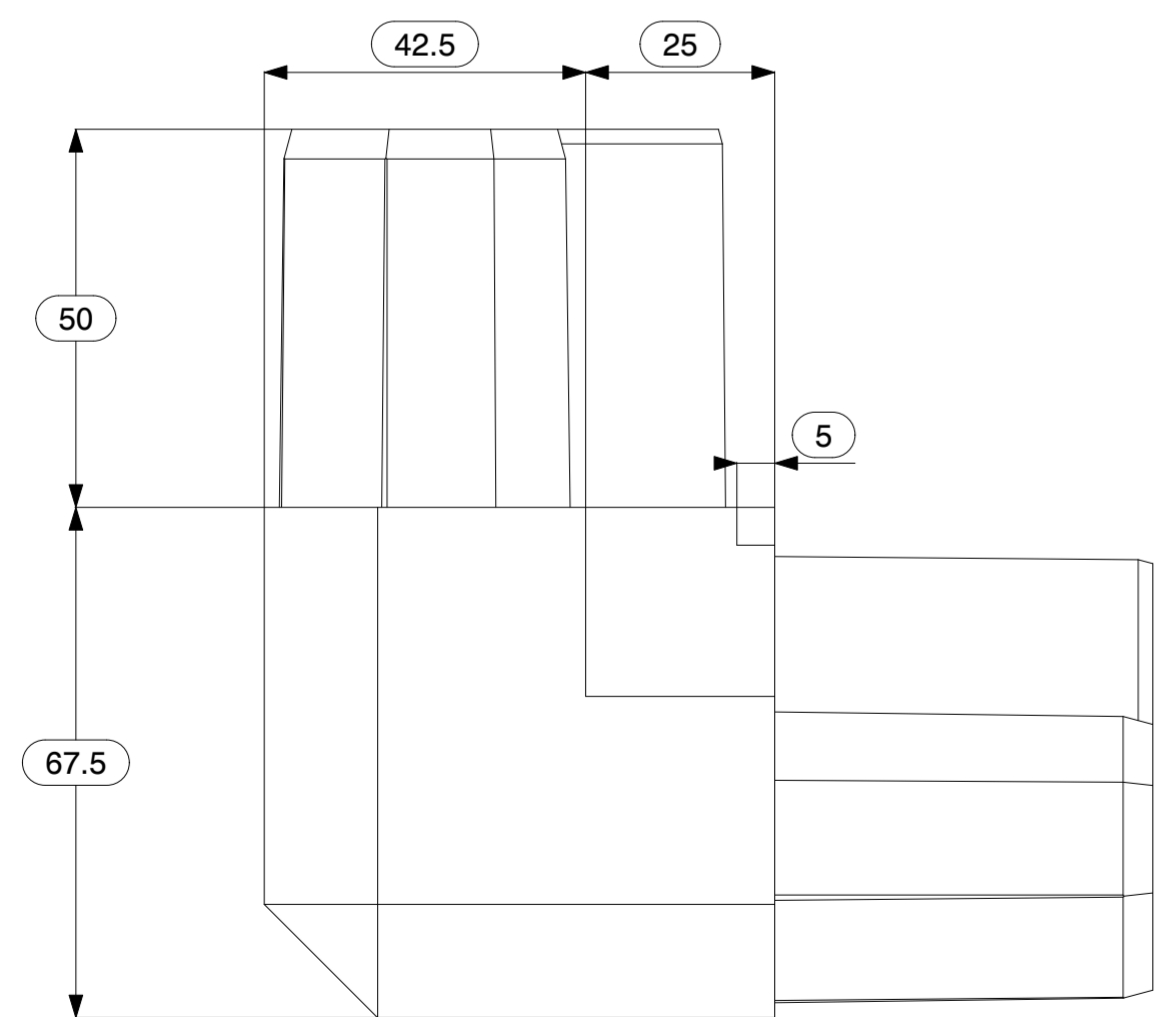
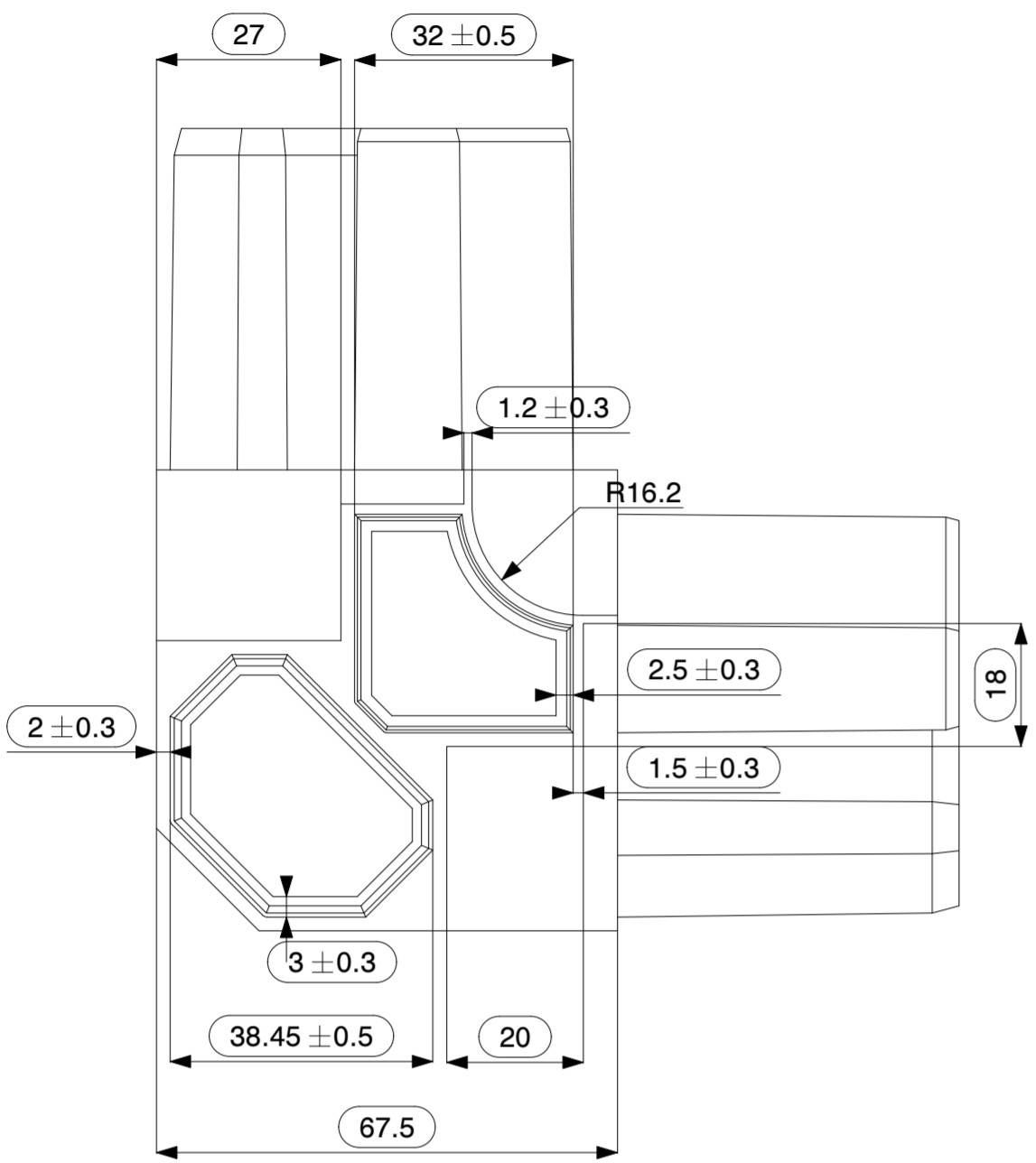
PART CODE : TBALSJ-4245-SR

THIRD ANGLE PROJECTION	SIZE : A4
	RIBS : B = 0.25 X 90°(2 PLACES)
# REFERENCE STANDARDS - BSEN-755-9-2008	REV : 0


3	42-45-SR THERMAL BREAK POLY 25-C	VSPL/AHU/1025	TBPL-25-C
2	42-45-SR THERMAL BREAK SECTION JOINING INNER	VSPL/AHU/5019	TBALSJI-42-45-SR
1	42-45-SR THERMAL BREAK SECTION JOINING OUTER	VSPL/AHU/5016	TBALSJO-42-45-SR
NAME	DESCRIPTION	PART NO.	CODE

NOTE		
SL. NO.	NOTE	DESCRIPTION
1	□	INDICATES INSPECTION DIMENSION

REVISION HISTORY			
REV	DESCRIPTION	DATE	APPROVE



TOLERANCE #		APPROVALS		DATE
0.5 - < 11	± 0.30	DRAWN	SURYA	27-10-2023
11 - < 51	± 0.50	CHECKED	KALEEL	20-01-2026
51 - < 80	± 0.70	APPROVED		
80 - < 120	± 1.00	MATERIAL: PA6 GF 30%		
> 120	± 1.20	WEIGHT RANGE : 260 - 280 grams		
-	-	COLOUR : BLACK		
-	-	THIRD ANGLE PROJECTION		
-	-			
-	-			
WARPAGE = ± 5 mm				
THE MAXIMUM ALLOWABLE DEVIATION FOR ANY ANGLE IS ± 2°		ALL DIMENSIONS ARE IN mm (MILLIMETERS)		


VIVANT SOLUTIONS
 VIVANT SOLUTIONS PRIVATE LIMITED,
 PLOT NO: 329, SIDCO THIRUMULLAIVOYAL,
 CHENNAI, TAMILNADU, INDIA

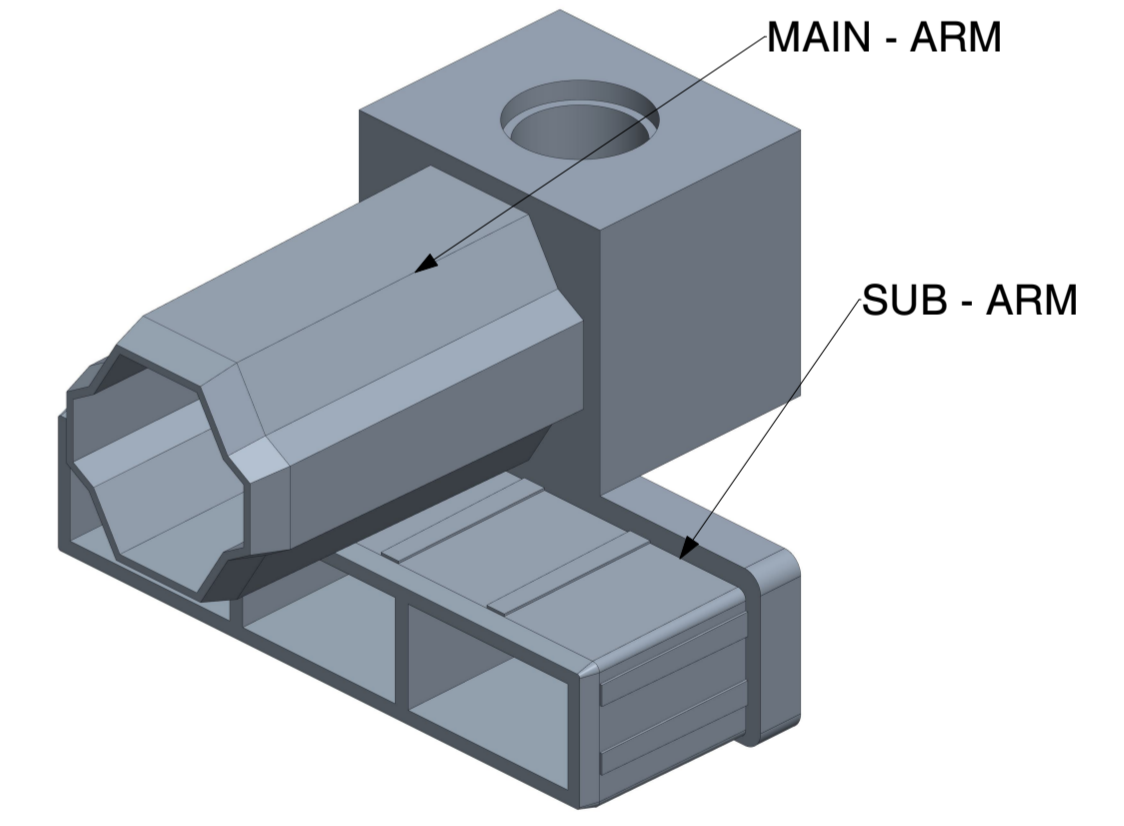
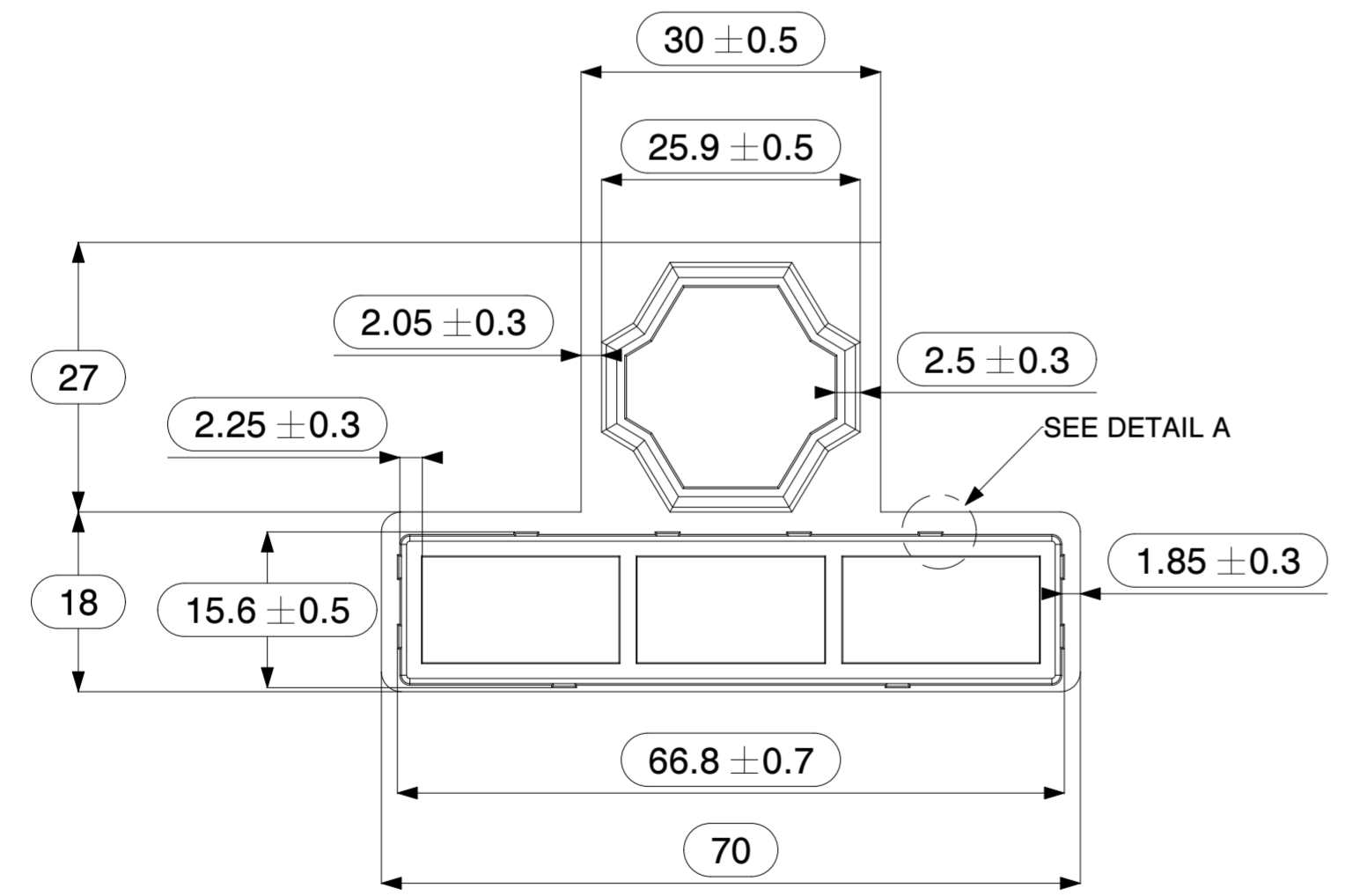
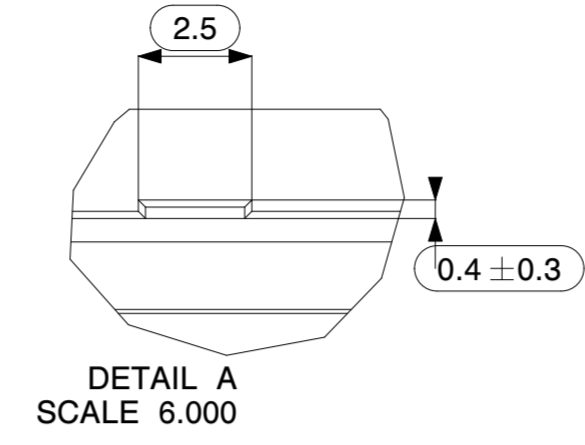
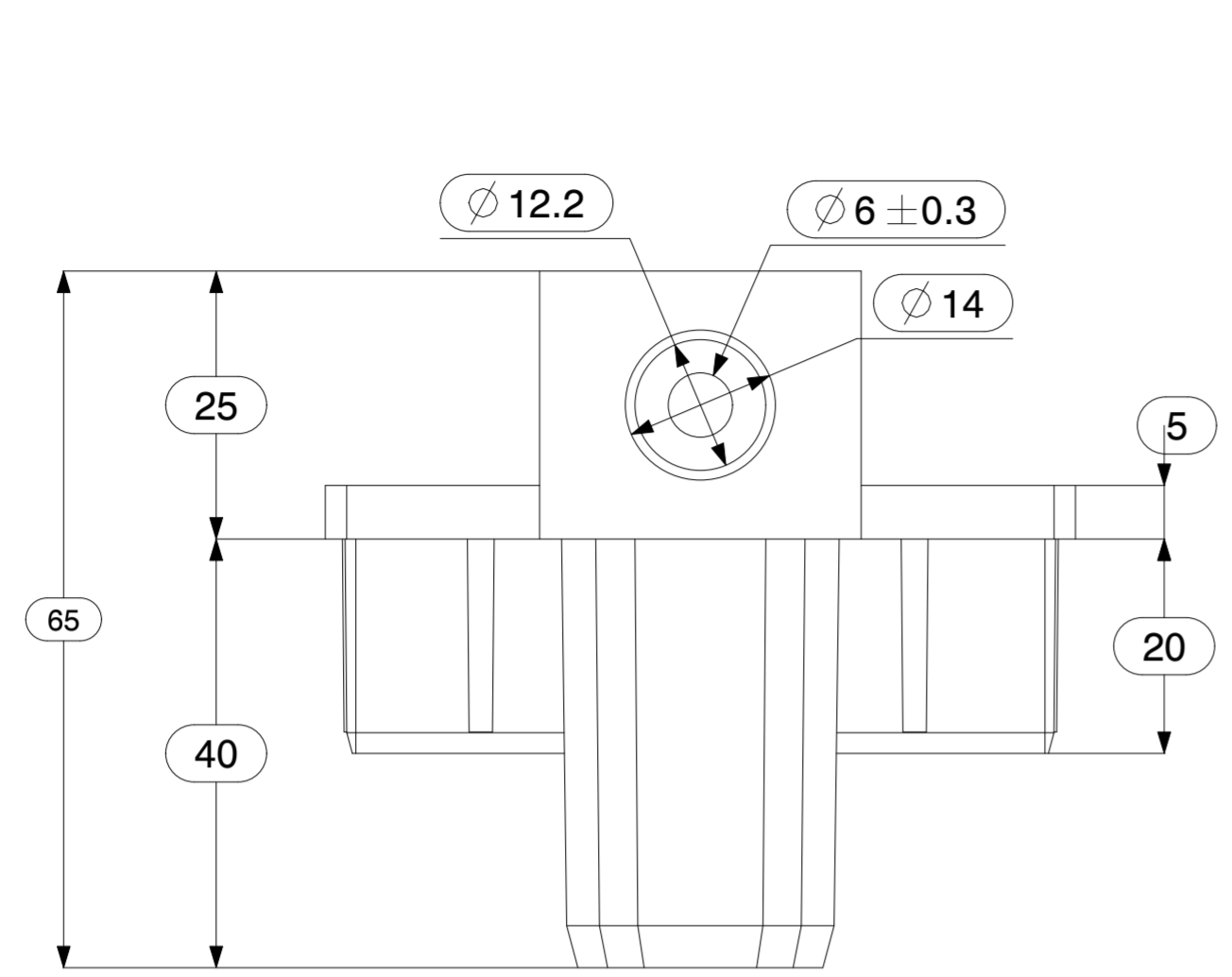
TITLE: 3 - WAY THERMAL BREAK NYLON CORNER FOR 42-45 SYSTEM
PART NO: TBNYC-42-45
FINISH : SHOT BLASTING

SIZE : A2	SCALE : 1:1	REV : 0
-----------	-------------	---------

REFERENCE STANDARDS : ISO 286 - IT 11

NOTE		
SL. NO.	NOTE	DESCRIPTION
1	□	INDICATES INSPECTION DIMENSION

REVISION HISTORY			
REV	DESCRIPTION	DATE	APPROVE



TOLERANCE #		APPROVALS		DATE
0.5 - < 11	± 0.30	DRAWN	SURYA	27-10-2023
11 - < 51	± 0.50	CHECKED	KALIL	20-01-2026
51 - < 80	± 0.70	APPROVED		
80 - < 120	± 1.00	MATERIAL: PA6 GF 30%		
> 120	± 1.20	WEIGHT RANGE : 37 - 57 grams		
-	-	COLOUR : BLACK		
-	-	THIRD ANGLE PROJECTION		
-	-			
-	-			
WARPAGE = ± 5 mm				
THE MAXIMUM ALLOWABLE DEVIATION FOR ANY ANGLE IS ± 2°		ALL DIMENSIONS ARE IN mm (MILLIMETERS)		

VIVANT SOLUTIONS
 VIVANT SOLUTIONS PRIVATE LIMITED,
 PLOT NO: 329, SIDCO THIRUMULLAIVOYAL,
 CHENNAI, TAMILNADU, INDIA

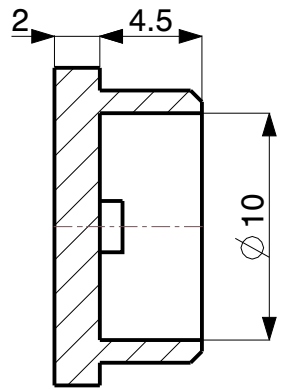
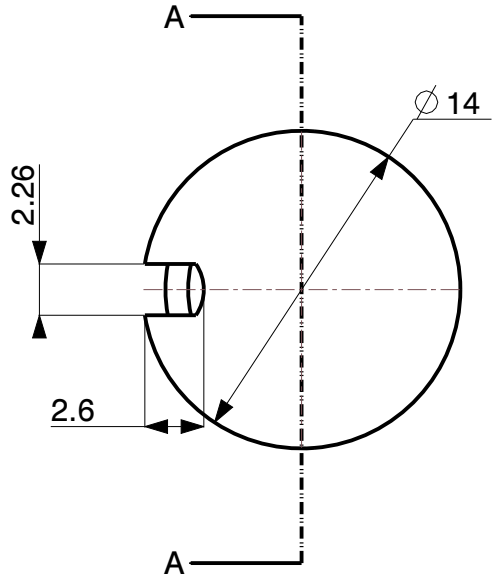
TITLE: THERMAL BREAK NYLON OMEGA JOINT FOR 42-45 SYSTEM
 PART NO: TBNYOJ-42-45
 FINISH : SHOT BLASTING

SIZE : A2 SCALE : 1:1 REV : 0

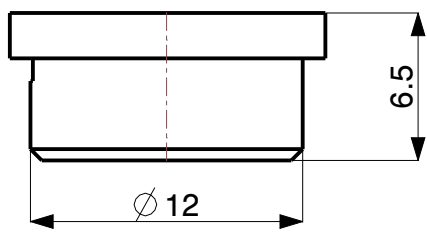
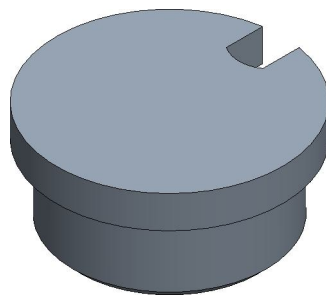
REFERENCE STANDARDS : ISO 286 - IT 11

MANUFACTURING NOTE		
SL. NO.	NOTE	DESCRIPTION
1	□	INDICATES INSPECTION DIMENSION


REVISION HISTORY			
REV	DESCRIPTION	DATE	APPROVE



SECTION A-A



TOLERANCE #		APPROVALS		DATE
0.5 - < 11	± 0.30	DRAWN	DHANASEKAR	02-04-2026
11 - < 51	± 0.50	CHECKED	VISWA	02-04-2026
51 - < 80	± 0.70	APPROVED	KALEEL	
80 - < 120	± 1.00	MATERIAL: PA6 GF 30%		
> 120	± 1.20	WEIGHT : 0.60 grams		
-	-	COLOUR : BLACK		
-	-	THIRD ANGLE PROJECTION		
-	-			
-	-			
-	-			
-	-			
WARPAGE = ± 5 mm				
THE MAXIMUM ALLOWABLE DEVIATION FOR ANY ANGLE IS ± 2°		ALL DIMENSIONS ARE IN mm (MILLIMETERS) UNTILL UNLESS SPECIFIED		



VIVANT SOLUTIONS
 VIVANT SOLUTIONS PRIVATE LIMITED,
 PLOT NO: 329, SIDCO THIRUMULLAIVOYAL,
 CHENNAI, TAMILNADU, INDIA

TITLE : THERMAL BREAK OMEGA CAP FOR 42-45-SR		
PART CODE : NY-TBOJC-42-45-SR		
FINISH : SHOT BLASTING		
SIZE : A4	SCALE : 3:1	REV : 0
# REFERENCE STANDARDS - ISO 286 - IT 13		

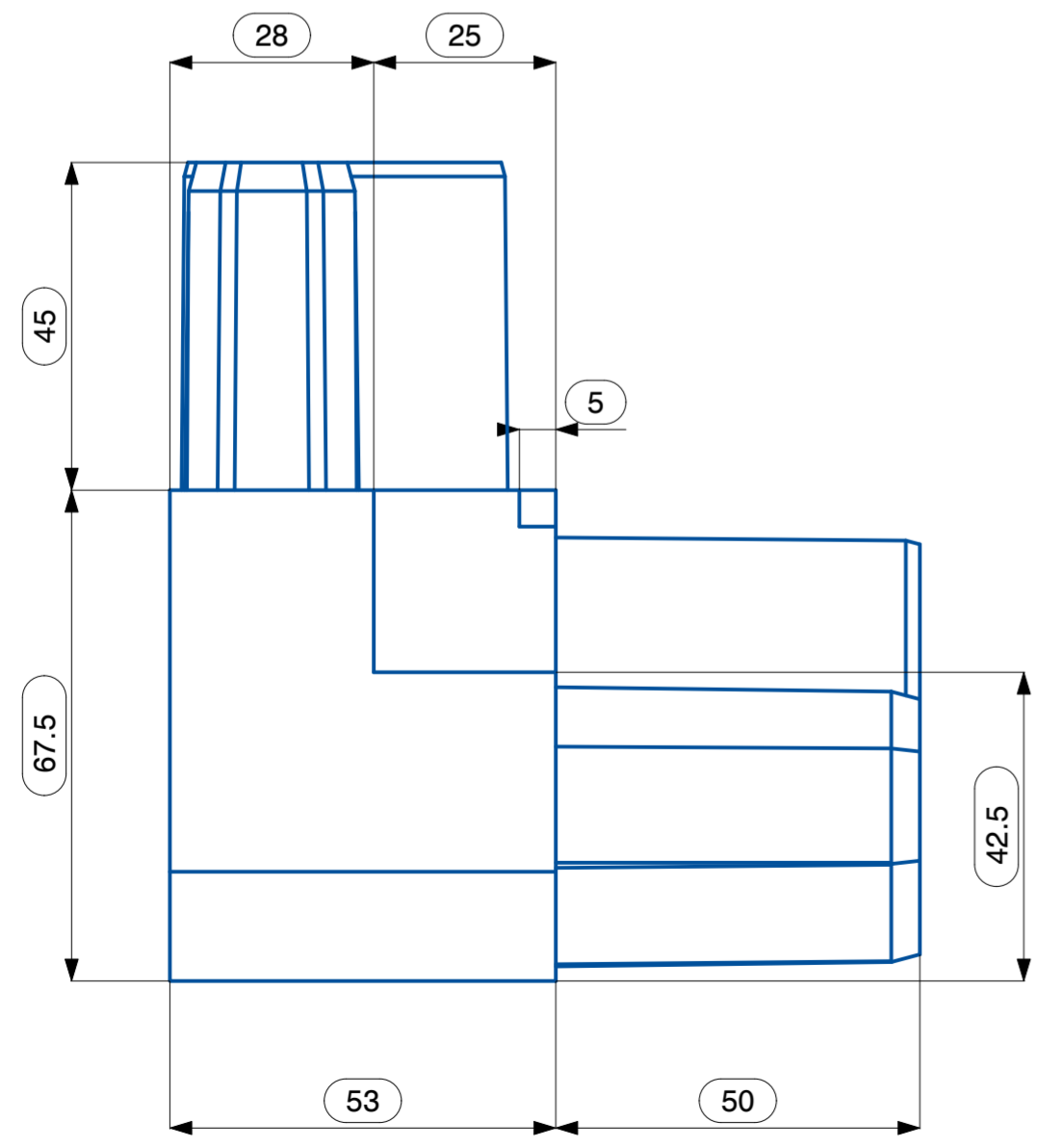
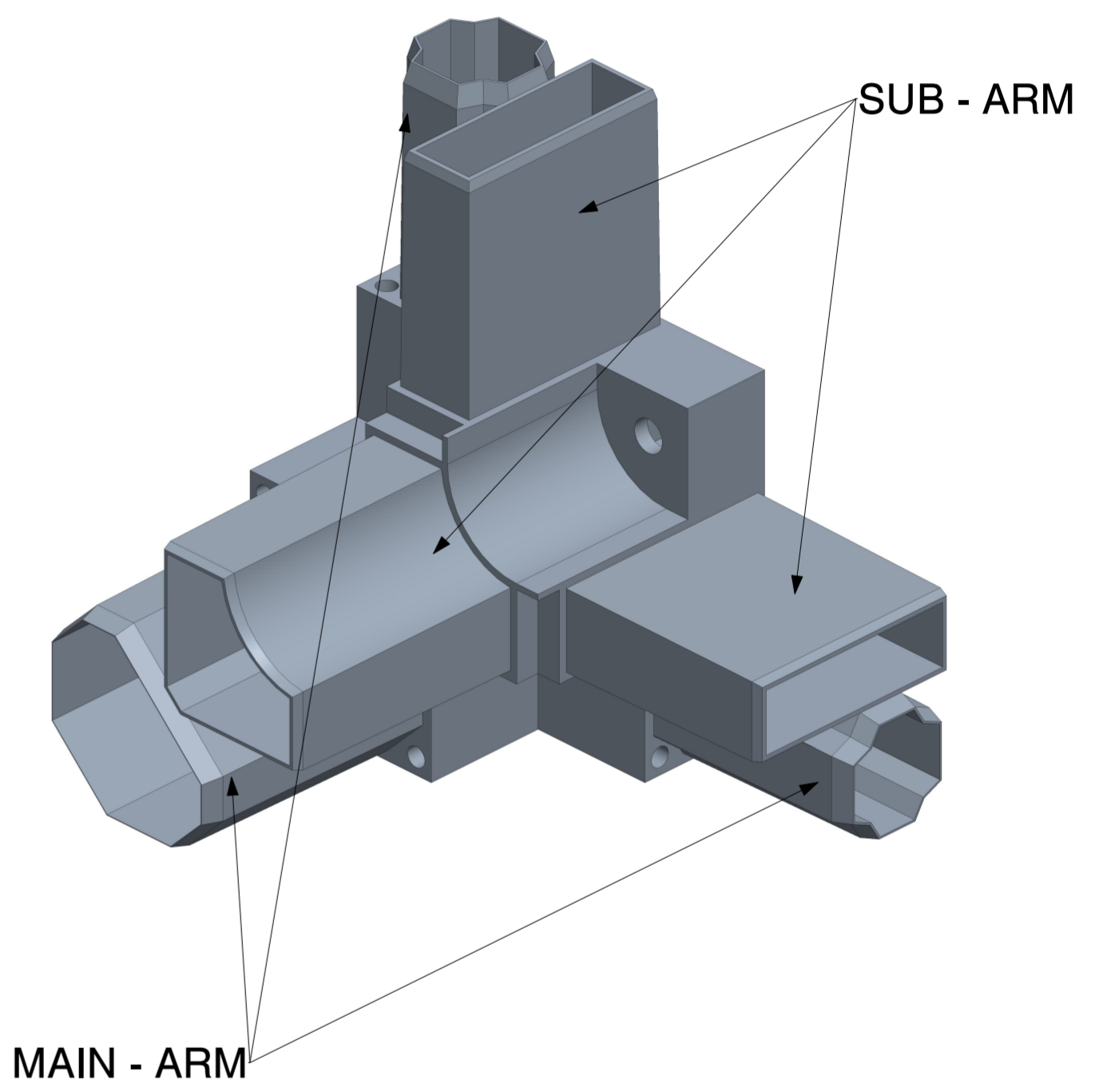
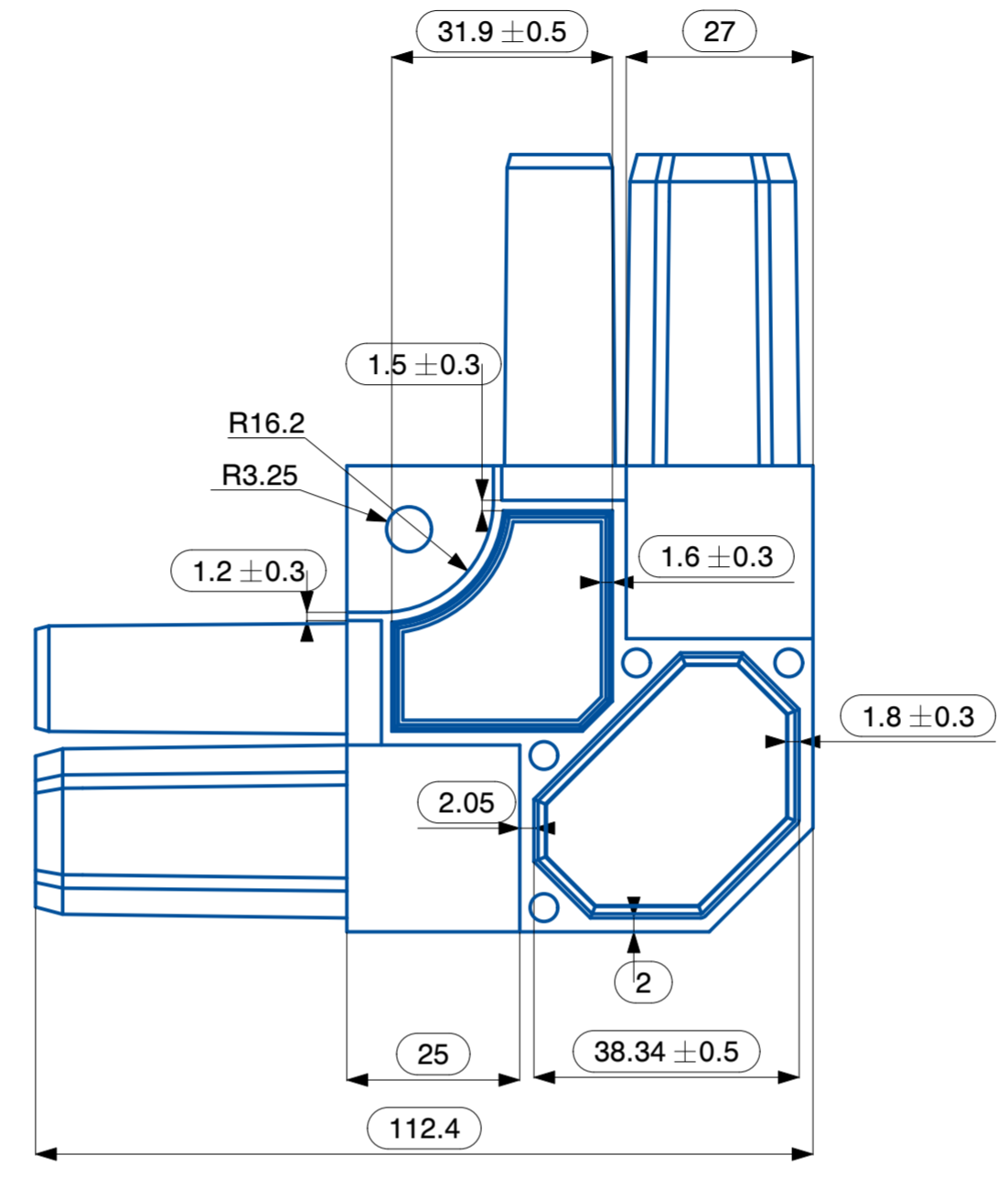
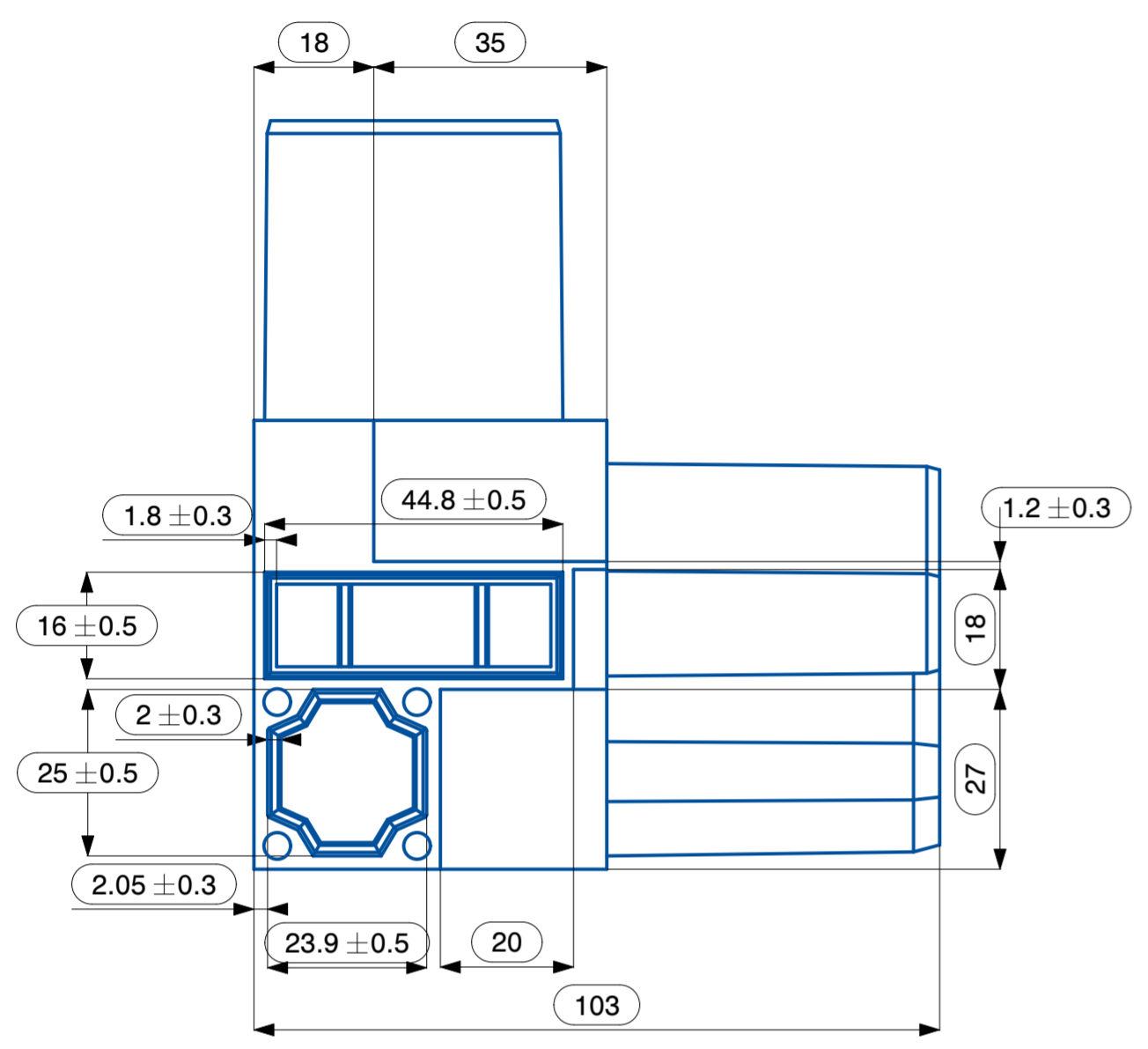
1
2
3
4
5
6

1
2
3
4
5
6

A B C D E F G H I

NOTE		
SL. NO.	NOTE	DESCRIPTION
1	□	INDICATES INSPECTION DIMENSION

REVISION HISTORY			
REV	DESCRIPTION	DATE	APPROVE



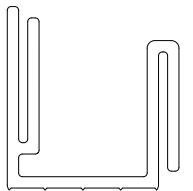
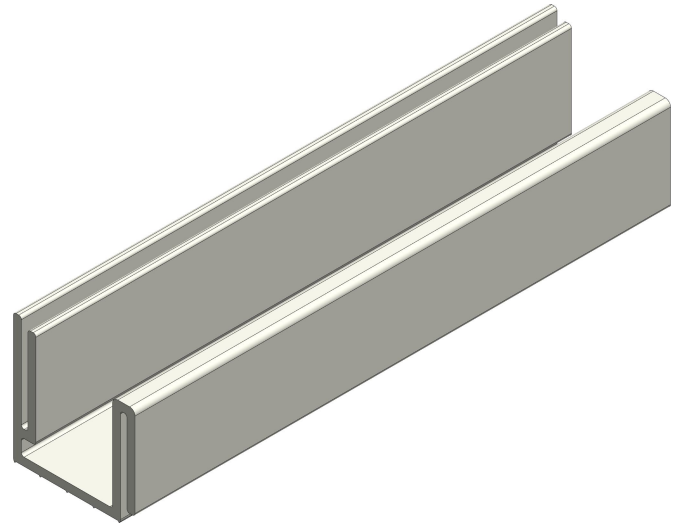
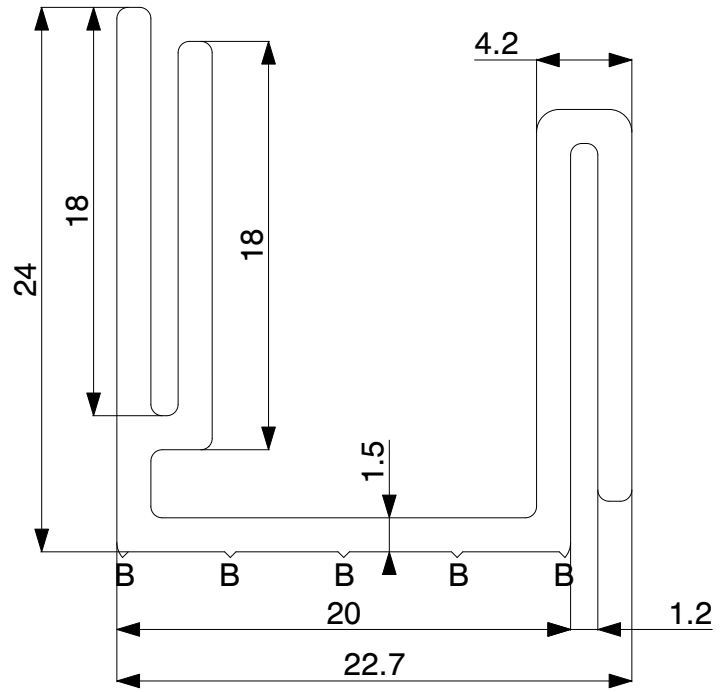
TOLERANCE #		APPROVALS		DATE
0.5 - < 11	± 0.30	DRAWN	SURYA	27-10-2023
11 - < 51	± 0.50	CHECKED	KALEEL	20-01-2026
51 - < 80	± 0.70	APPROVED		
80 - < 120	± 1.00	MATERIAL: PA6 GF 30%		
> 120	± 1.20	WEIGHT RANGE : 161 - 181 grams		
-	-	COLOUR : BLACK		
-	-	THIRD ANGLE PROJECTION		
-	-			
-	-			
WARPAGE = ± 5 mm				
THE MAXIMUM ALLOWABLE DEVIATION FOR ANY ANGLE IS ± 2°		ALL DIMENSIONS ARE IN mm (MILLIMETERS)		

VIVANT SOLUTIONS
VIVANT SOLUTIONS PRIVATE LIMITED,
PLOT NO: 329, SIDCO THIRUMULLAIVOYAL,
CHENNAI, TAMILNADU, INDIA

TITLE: 3 - WAY THERMAL BREAK NYLON SECTION JOINING 42-45 SYSTEM		
PART NO: TBNYSJ-42-45		
FINISH : SHOT BLASTING		
SIZE : A2	SCALE : 1:1	REV : 0
# REFERENCE STANDARDS : ISO 286 - IT 11		

NOTE		
SL. NO.	NOTE	DESCRIPTION
1	<input type="checkbox"/>	INDICATES INSPECTION DIMENSION

REVISION HISTORY			
REV	DESCRIPTION	DATE	APPROVE



TOLERANCE #		APPROVALS		DATE
0.5 ~ < 10	±0.30	DRAWN	DHANASEKAR	03-04-2026
10 ~ < 25	±0.50	CHECKED	VISWA	03-04-2026
25 ~ < 50	±0.70	APPROVED	KALEEL	
50 ~ < 100	±1.00	MATERIAL: PVC-U		
100 ~ < 150	±1.20	COLOUR : RAL 9016		
THE MAXIMUM ALLOWABLE DEVIATION FOR ANY ANGLE IS ± 2°		FINISH : GLOSSY		
TWIST ALONG THE LENGTH = 3 mm/M		AREA: 147.11 mm²		
STRAIGHTNESS = 5 mm/M		WEIGHT RANGE : 0.189 - 0.219 Kg/m		PART CODE : TB-PVC-PB-M2-42-45
FLATNESS : 0.008 X WIDTH		CUT LENGTH: 3000 (±10) mm		THIRD ANGLE PROJECTION
WARPAGE = ±5 mm		WORKING TEMPERATURE: 50 ±5 (°C)		
CORNER & FILLET RADII : < 5 - ±0.5mm > 5 - ± 10%		ALL DIMENSIONS ARE IN mm (MILLIMETERS) UNTILL UNLESS SPECIFIED		

VIVANT SOLUTIONS
 VIVANT SOLUTIONS PRIVATE LIMITED,
 PLOT NO: 329, SIDCO THIRUMULLAIVOYAL,
 CHENNAI, TAMILNADU, INDIA

TITLE : THERMAL BREAK PANEL BREAKER MODEL 2 FOR 42-45 SYSTEM

SCALE: 3:1, 1:1



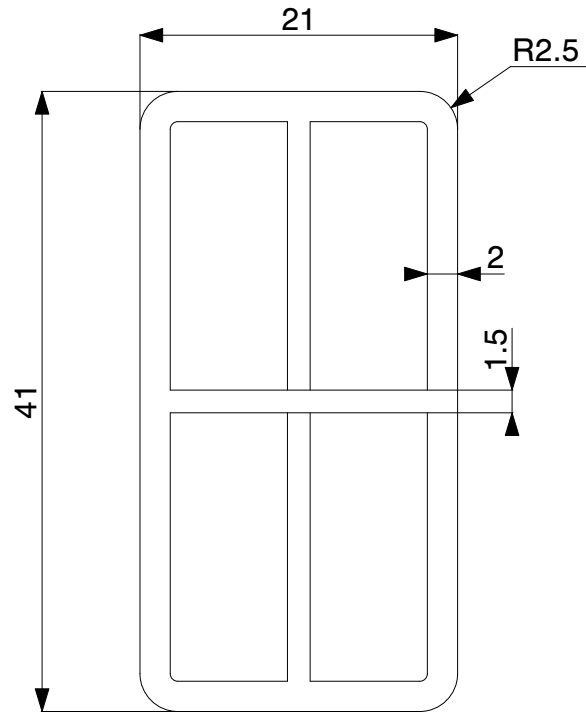
SIZE : A4

REFERENCE STANDARDS - BSEN-755-9-2008


REV : 0

NOTE		
SL. NO.	NOTE	DESCRIPTION
1	<input type="checkbox"/>	INDICATES INSPECTION DIMENSION

REVISION HISTORY			
REV	DESCRIPTION	DATE	APPROVE



TOLERANCE #		APPROVALS		DATE	
0.5 ~ < 10	±0.30	DRAWN	DHANASEKAR	03-04-2026	
10 ~ < 25	±0.50	CHECKED	VISWA	03-04-2026	
25 ~ < 50	±0.70	APPROVED	KALEEL		
50 ~ < 100	±1.00	MATERIAL: PVC-U			
100 ~ < 150	±1.20	COLOUR : BLACK			
THE MAXIMUM ALLOWABLE DEVIATION FOR ANY ANGLE IS ± 2°		FINISH : GLOSSY			
TWIST ALONG THE LENGTH = 3 mm/M		AREA: 305.60 mm²			
STRAIGHTNESS = 5 mm/M		WEIGHT RANGE : 0.409 - 0.439 Kg/m		PART CODE : RW-PS-PVC-42-45	
FLATNESS : 0.008 X WIDTH		CUT LENGTH: 3000 (±10) mm		SCALE: 2:1, 1:1	
WARPAGE = ±5 mm		WORKING TEMPERATURE: 50 ±5 (°C)		THIRD ANGLE PROJECTION	
CORNER & FILLET RADII : < 5 - ±0.5mm > 5 - ± 10%		ALL DIMENSIONS ARE IN mm (MILLIMETERS) UNTILL UNLESS SPECIFIED			RIBS: B = -



VIVANT SOLUTIONS
 VIVANT SOLUTIONS PRIVATE LIMITED,
 PLOT NO: 329, SIDCO THIRUMULLAIVOYAL,
 CHENNAI, TAMILNADU, INDIA

TITLE : ROCKWOOL PANEL SUPPORT FOR 42-45 SYSTEM

REFERENCE STANDARDS - BSEN-755-9-2008

REV : 0

1

2

3

4

5

6

1

2

3

4

5

6

A

B

C

D

E

F


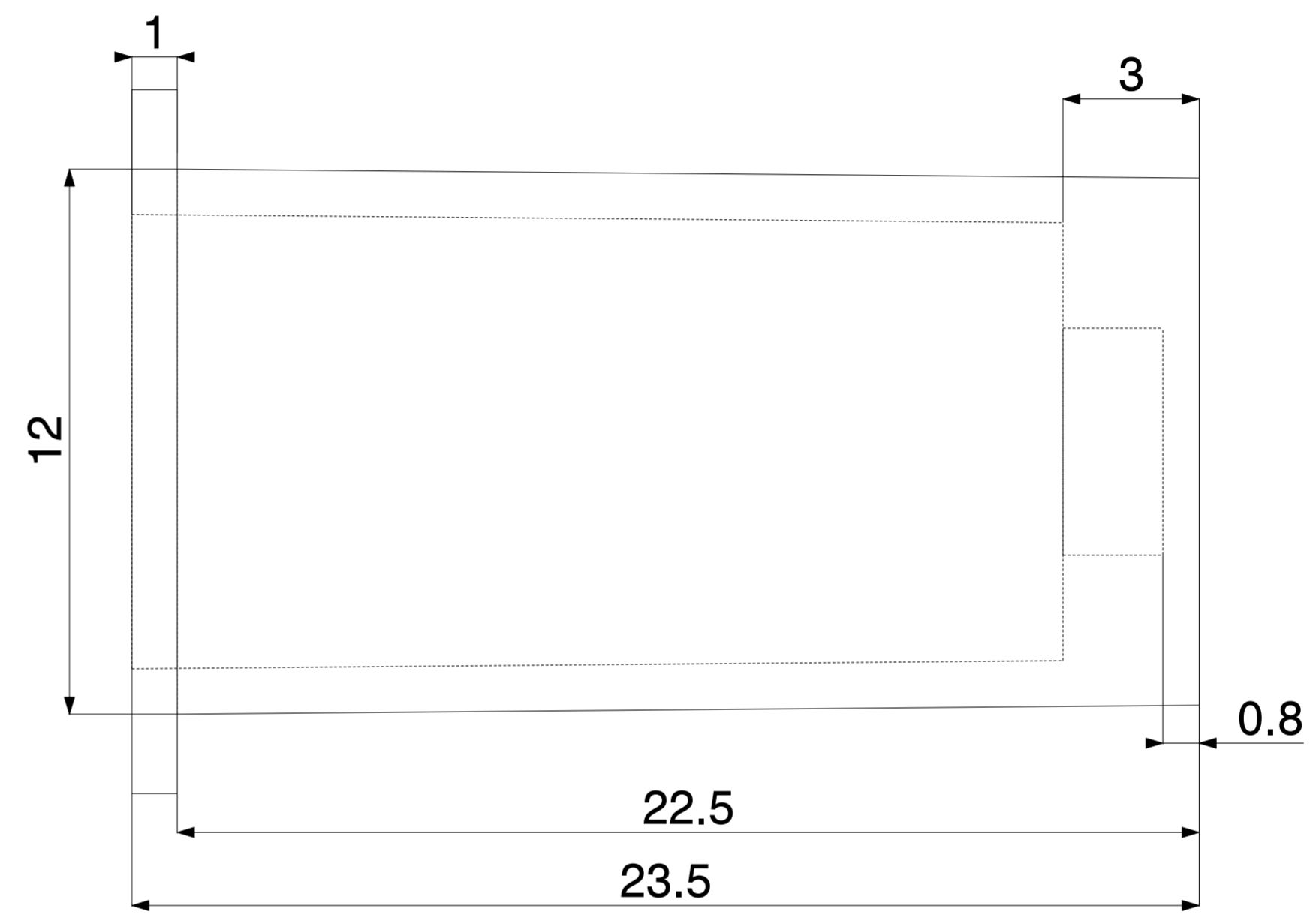
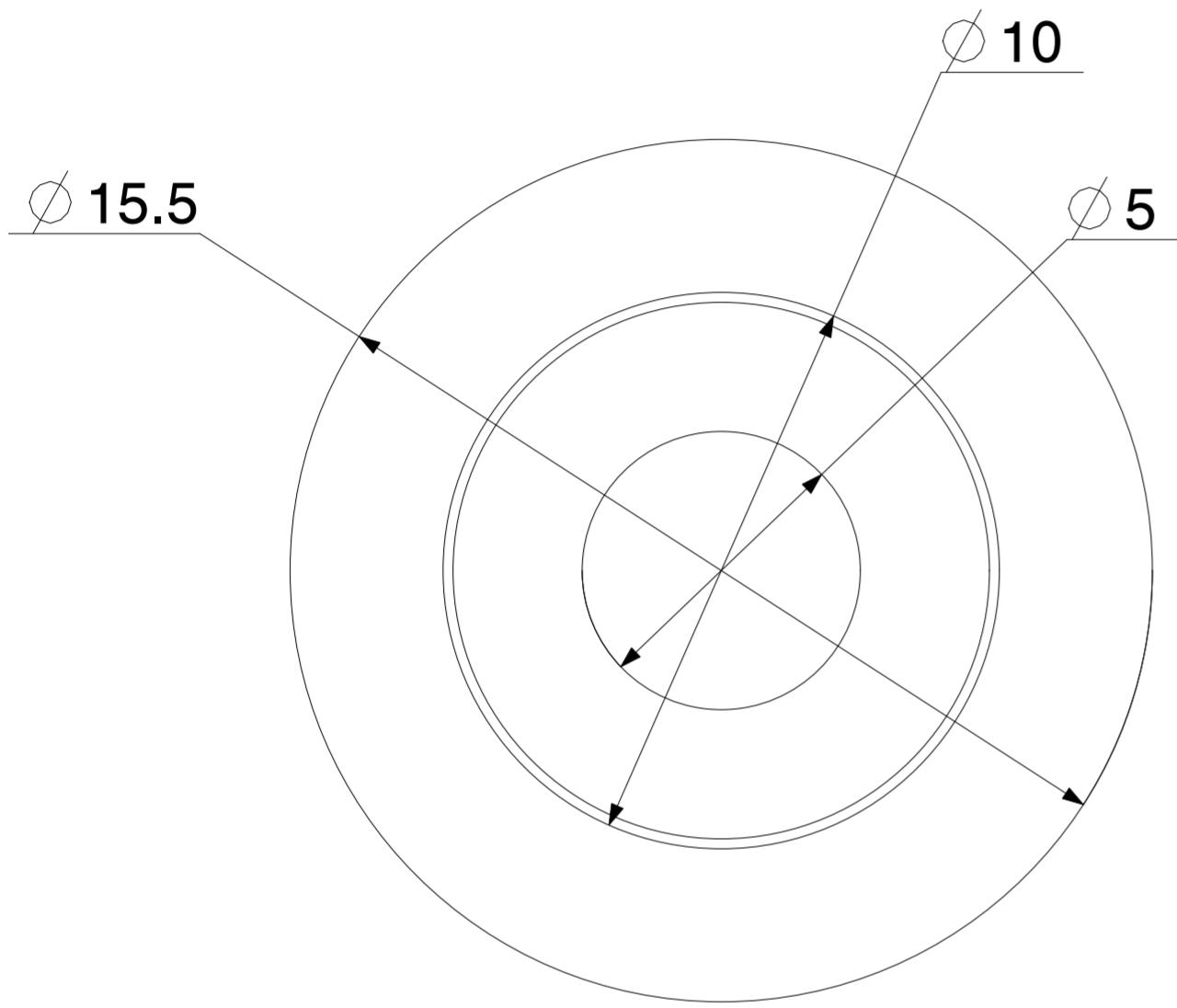
H

I


J

NOTE		
SL. NO.	NOTE	DESCRIPTION
1	□	INDICATES INSPECTION DIMENSION

REVISION HISTORY			
REV	DESCRIPTION	DATE	APPROVE
1	INNER WALL DEPTH HAS BEEN DECREASED AND HIDDEN OF HOLE	16/08/2017	ADITYA
2	INNER DEPTH CHENGED FROM 21.5 mm TO 17.5 mm	18/08/2017	ADITYA



TOLERANCE #		APPROVALS		DATE
0.5 - < 11	± 0.30	DRAWN	DHANASEKAR	30-03-2026
11 - < 51	± 0.50	CHECKED	VISWA	30-03-2026
51 - < 80	± 0.70	APPROVED	KALEEL	
80 - < 120	± 1.00	MATERIAL: PA6 GF 30%		
> 120	± 1.20	WEIGHT : 1.42 grams		
-	-	COLOUR : BLACK		
-	-	THIRD ANGLE PROJECTION		
-	-			
-	-			
WARPAGE = ± 5 mm		SIZE : A2		
THE MAXIMUM ALLOWABLE DEVIATION FOR ANY ANGLE IS ± 2°		SCALE : 8:1		
		REV : 2		

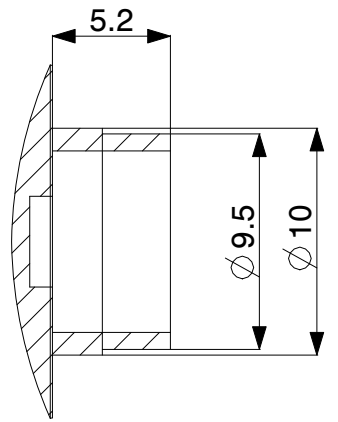
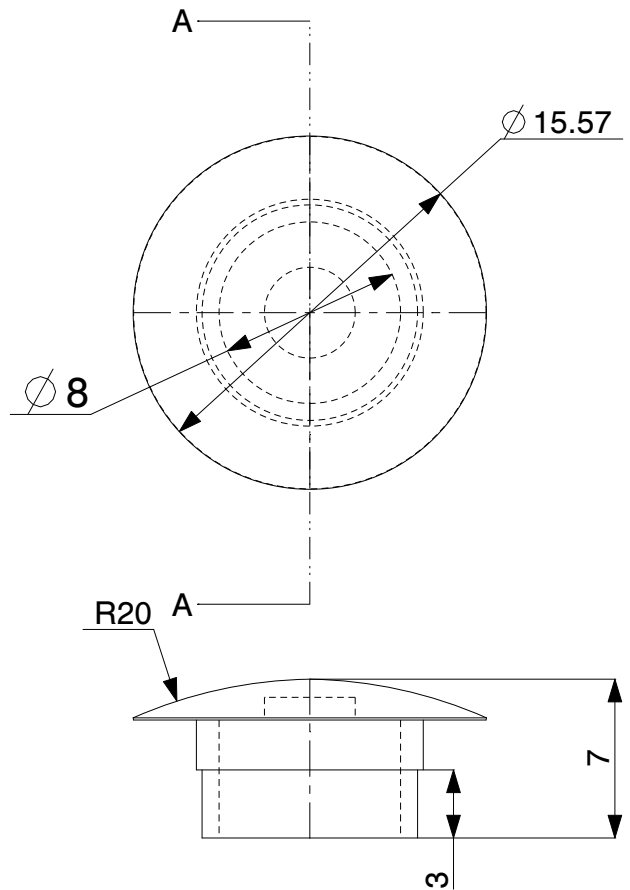

VIVANT SOLUTIONS
 VIVANT SOLUTIONS PRIVATE LIMITED,
 PLOT NO: 329, SIDCO THIRUMULLAIVOYAL,
 CHENNAI, TAMILNADU, INDIA

TITLE: SCREW SLEEVE FOR 23B/25B/45Z/50Z PANEL MODEL - 1
 PART NO: NY-SL-B2325Z4550-M1
 FINISH : SHOT BLASTING


REFERENCE STANDARDS : ISO 286 - IT 13

MANUFACTURING NOTE		
SL. NO.	NOTE	DESCRIPTION
1	□	INDICATES INSPECTION DIMENSION

REVISION HISTORY			
REV	DESCRIPTION	DATE	APPROVE
1	OUTER DIAMETER CHANGED FROM 15 mm TO 16 mm WITH 0.05mm CHAMFER IN THE DIAMETER	19/05/2019	ADITYA



SECTION A-A



TOLERANCE #		APPROVALS		DATE
0.5 - < 11	± 0.30	DRAWN	DHANASEKAR	02-04-2026
11 - < 51	± 0.50	CHECKED	VISWA	02-04-2026
51 - < 80	± 0.70	APPROVED	KALEEL	
80 - < 120	± 1.00	MATERIAL: PA6 GF 30%		
> 120	± 1.20	WEIGHT : 0.39 grams		
-	-	COLOUR : BLACK		
-	-	THIRD ANGLE PROJECTION		
-	-			
-	-			
-	-			
-	-			
WARPAGE = ± 5 mm				
THE MAXIMUM ALLOWABLE DEVIATION FOR ANY ANGLE IS ± 2°		ALL DIMENSIONS ARE IN mm (MILLIMETERS) UNTILL UNLESS SPECIFIED		

VIVANT[®]
SOLUTIONS

VIVANT SOLUTIONS PRIVATE LIMITED,
PLOT NO: 329, SIDCO THIRUMULLAIVOYAL,
CHENNAI, TAMILNADU, INDIA

TITLE : SCREW SLEEVE STANDARD COMMON CAP		
PART CODE : NYSL-STD-CAP		
FINISH : SHOT BLASTING		
SIZE : A4	SCALE : 3:1	REV : 1
# REFERENCE STANDARDS - ISO 286 - IT 13		

1
2
3
4
5
6

1
2
3
4
5
6

A B C D E F G H I